

---

CITY OF WARREN, OHIO  
2023  
CONSOLIDATED ANNUAL  
PERFORMANCE AND EVALUATION  
REPORT (CAPER)



This Page Intentionally Left Blank

## **CR-05 - Goals and Outcomes**

### **Progress the jurisdiction has made in carrying out its strategic plan and its action plan.**

#### **91.520(a)**

This could be an overview that includes major initiatives and highlights that were proposed and executed throughout the program year.

It is the purpose of the Consolidated Annual Performance and Evaluation Report (CAPER) to review the activities of the City of Warren and the Warren-Trumbull HOME Consortium for the most recent fiscal year: January 1, 2023 through December 31, 2023. This document provides the US Department of Housing and Urban Development (HUD) with a summary of resources used and self-evaluation of progress made to address goals and objectives outlined in the FY2020-2024 Consolidated Plan, including identifying the activities, expenditures, and accomplishments made during the past program year.

The jurisdiction is working to make progress towards carrying out its five year strategic plan and in meeting HUD's National Objectives. Because CDBG and HOME funds are limited - a significant effort is being made to use these grant dollars to leverage funds from other sources. Some highlights in the fourth year of the current Consolidated Plan include:

The City has completed various projects including: Economic Development Projects - Technical Assistance and Small Business Loans by using CDBG Funds; Public Infrastructure Projects - Street Resurfacing and the demolition of Commercial/Residential structures using CDBG Funds; Public Service Projects - Assistance to various Non-Profit Organizations that assist Homeless, Elderly, Youth, Fair Housing, and Other (assistance with meals for homebound individuals; temporary emergency shelter; help providing food, clothing, furnishings to underprivileged individuals) Programs using CDBG Funds; and Affordable Housing and Housing Stability Projects - Property Maintenance, Emergency Home Repairs, Downpayment Assistance, Housing Rehabilitation (Homeowner and Rental) using CDBG and HOME Funds.

The City continues to work with a number of subrecipients, by consolidating our efforts it helps us to reach thousands of people in need during the program year.

**Comparison of the proposed versus actual outcomes for each outcome measure submitted with the consolidated plan and explain, if applicable, why progress was not made toward meeting goals and objectives. 91.520(g)**

Categories, priority levels, funding sources and amounts, outcomes/objectives, goal outcome indicators, units of measure, targets, actual outcomes/outputs, and percentage completed for each of the grantee's program year goals.

Goal	Category	Source / Amount	Indicator	Unit of Measure	Expected – Strategic Plan	Actual – Strategic Plan	Percent Complete	Expected – Program Year	Actual – Program Year	Percent Complete
Affordable Housing and Housing Stability	Affordable Housing Public Housing	CDBG: \$128,176.51 HOME: \$452,868.77	Rental units constructed	Household Housing Unit	0	0	0.00%	4	0	0.00%
			Rental units rehabilitated	Household Housing Unit	4	4	100.00%			
			Homeowner Housing Rehabilitated	Household Housing Unit	90	36	40.00%	11	7	63.64%
			Direct Financial Assistance to Homebuyers	Households Assisted	35	6	17.14%	2	0	0.00%
			Housing Code Enforcement/Foreclosed Property Care	Household Housing Unit	6,000	6,017	100.28%	1,300	1,869	143.77%
Economic Development	Non-Housing Community Development	CDBG: \$212,500.00 HOME: \$0.00 CDBG-CV: \$0.00	Businesses assisted	Businesses Assisted	790	1,657	209.75%	106	19	17.92%
			Jobs created/retained	Jobs	0	48				



Grant Administration	Administration	CDBG: \$362,725.97 HOME: \$146,225.01 HOME-ARP: \$42,665.30 CDBG-CV: \$40,941.35	Other	Other	6	9	150.00%	2	2	100.00%
Public Infrastructure Improvements	Non-Housing Community Development	CDBG: \$1,032,106.24 HOME: \$0.00 CDBG-CV: \$0.00	Public Facility or Infrastructure Activities other than Low/Moderate Income Housing Benefit	Persons Assisted	233,125	196,260	84.19%	51,505	51,505	100.00%
			Facade treatment/business building rehabilitation	Business	1	0	0.00%			
			Buildings Demolished	Buildings	10	49	490.00%	5	4	80.00%
Public Services	Non-Housing Community Development	CDBG: \$88,929.47 HOME: \$0.00 CDBG-CV: \$162,247.59	Public service activities other than Low/Moderate Income Housing Benefit	Persons Assisted	307,582	320,663	104.25%	54,518	125,737	230.63%
			Homeless Person Overnight Shelter	Persons Assisted	0	336		300	267	89.00%

**Table 1 - Accomplishments – Program Year & Strategic Plan to Date**

**Assess how the jurisdiction's use of funds, particularly CDBG, addresses the priorities and specific objectives identified in the plan, giving special attention to the highest priority activities identified.**

In analyzing the Jurisdiction's use of funds in year four of the current consolidated plan the City finds priorities identified are being addressed. In projecting accomplishments over the total five year plan most goals should be met or exceeded within the five year period.

Economic Development projects that assist with direct funding for new and existing businesses through loan and infrastructure improvement are above projections for the five year period. A concentrated effort is continuing in the area of technical assistance and business retention in order to protect job opportunities already available in the community. Although our 2023 numbers are below projections, there is an increased amount of funding available to local businesses from other sources.

Capital/Public Improvements which consist of: Road Projects (including Sidewalks), Park Improvements, and Demolition/Cleanup Projects are on pace as planned in the Consolidated Plan. These types of projects continue to improve the quality of the city streets and neighborhoods located within the CDBG Target Area.

The City is under its objectives as planned in Affordable Housing and Housing Stability with homeowner assistance, owner-occupied housing rehabilitation projects, and single-family housing rehabilitation projects for the five year period. As we have several single-family housing rehabilitation projects in process, we are hopeful that we will see an increase over the next year.

In the Public Service arena i.e. programs affecting the elderly, youth, homeless, etc. we are above the projections for last year and the overall five year period. We are hopeful as time goes on we will continue to see an increase in the Public Service Program accomplishment activity.

The City received CDBG CARES Act (CDBG-CV) Funds for 2020 in the amount of \$908,161.00 that are to be used for activities that must comply with the following statement "Prevention, Preparation, and Response to COVID-19". At the end of 2023, 84.21% of those funds (\$764,748.39) have been expended on various activities to include: CV-19 Business Support Loans, CV Wages and Equipment for Warren City Health District Medical Personnel, Temporary Hotel/Motel rooms for Homeless, Eviction Assistance during the Federal Eviction Moratorium, Public Service activities to help homebound at risk seniors and a domestic abuse shelter.

## CR-10 - Racial and Ethnic composition of families assisted

Describe the families assisted (including the racial and ethnic status of families assisted).

91.520(a)

	CDBG	HOME
White	12,059	2
Black or African American	10,935	0
Asian	36	0
American Indian or American Native	60	0
Native Hawaiian or Other Pacific Islander	0	0
<b>Total</b>	<b>23,090</b>	<b>2</b>
Hispanic	36	0
Not Hispanic	23,054	2

Table 2 – Table of assistance to racial and ethnic populations by source of funds

## CR-15 - Resources and Investments 91.520(a)

### Identify the resources made available

Source of Funds	Source	Resources Made Available	Amount Expended During Program Year
CDBG	public - federal	1,456,034	1,824,438
HOME	public - federal	1,047,227	641,759
Other	public - federal	0	203,189

**Table 3 - Resources Made Available**

### Narrative

During the 2023 year, the City of Warren and Consortium received the following funds:

- CDBG Grant (B-23-MC-39-0022) - \$1,171,297.00
- CDBG 2023 Program Income - \$284,736.58
- HOME Grant (M-23-DC-39-0202) - \$813,262.00
- HOME 2022 Program Income - \$175,443.48 - was receipted and spent in 2023
- HOME CHDO Program Income - \$58,521.02 - was receipted and spent in 2023
- HOME 2023 Program Income - \$214,846.27 – will be receipted and spent in 2024 per HUD/State direction
- HOME CHDO Program Income - \$53,006.58 - will be receipted and drawn in 2024 for 2 projects currently Blocked in IDIS

### Identify the geographic distribution and location of investments

Target Area	Planned Percentage of Allocation	Actual Percentage of Allocation	Narrative Description
CDBG TARGET AREA	51	50	Local target areas are based on Census Tracts that have a majority of LMI Residents.
CITY WIDE TARGET AREA	49	50	City Wide Target Area (CDBG); The City of Warren, in it's entirety, is LMI eligible.
HOME TARGET AREA	100	100	Boundaries for the targeted areas are based on the participating communities within the Consortium.

**Table 4 – Identify the geographic distribution and location of investments**

## **Leveraging**

**Explain how federal funds leveraged additional resources (private, state and local funds), including a description of how matching requirements were satisfied, as well as how any publicly owned land or property located within the jurisdiction that were used to address the needs identified in the plan.**

The City continues ensure federal funds are used wisely to bring the most benefit to targeted areas and low-income residents in the jurisdiction.

It is the policy of the Community Development Department to look more favorably upon funding requests that will use these federal dollars in conjunction with, or as leverage to, additional revenue sources for that particular project or program.

The City has successfully accessed state transportation and natural resource funds, tax credits, and most importantly funds from private sources under this policy and will continue exercising such diligence in approving any project for funding.

In addition, all applications for assistance from subrecipients are required to provide information showing other private and/or public sources of revenue to best serve their clientele.

All housing projects other than home owner repair and/or down payment assistance must identify source of match funds prior to commitment of the Participating Jurisdiction. Projects undertaken by nonprofit housing organizations are asked to demonstrate other sources of funding both monetary and in-kind in order to access CDBG and/or HOME funds.

<b>Fiscal Year Summary – HOME Match</b>	
1. Excess match from prior Federal fiscal year	732,493.74
2. Match contributed during current Federal fiscal year	90,885.59
3. Total match available for current Federal fiscal year (Line 1 plus Line 2)	823,379.33
4. Match liability for current Federal fiscal year	13,948.35
5. Excess match carried over to next Federal fiscal year (Line 3 minus Line 4)	809,430.98

**Table 5 – Fiscal Year Summary - HOME Match Report**

<b>Match Contribution for the Federal Fiscal Year</b>								
<b>Project No. or Other ID</b>	<b>Date of Contribution</b>	<b>Cash (non-Federal sources)</b>	<b>Foregone Taxes, Fees, Charges</b>	<b>Appraised Land/Real Property</b>	<b>Required Infrastructure</b>	<b>Site Preparation, Construction Materials, Donated labor</b>	<b>Bond Financing</b>	<b>Total Match</b>
3676	08/11/2023	0	0	29,517.11	0	0	0	29,517.11
3677	12/05/2022	0	0	32,987.00	0	0	0	32,987.00
3679	08/28/2023	0	0	28,381.48	0	0	0	28,381.48

**Table 6 – Match Contribution for the Federal Fiscal Year**



## HOME MBE/WBE report

<b>Program Income</b> – Enter the program amounts for the reporting period				
<b>Balance on hand at begin-ning of reporting period</b> \$	<b>Amount received during reporting period</b> \$	<b>Total amount expended during reporting period</b> \$	<b>Amount expended for TBRA</b> \$	<b>Balance on hand at end of reporting period</b> \$
0	233,964.50	184,060.55	0	49,903.95

Table 7 – Program Income

Minority Business Enterprises and Women Business Enterprises – Indicate the number and dollar value of contracts for HOME projects completed during the reporting period						
	Total	Minority Business Enterprises				White Non-Hispanic
		Alaskan Native or American Indian	Asian or Pacific Islander	Black Non-Hispanic	Hispanic	
Contracts						
Dollar Amount	232,500	0	0	0	0	232,500
Number	2	0	0	0	0	2
Sub-Contracts						
Number	10	0	0	2	0	8
Dollar Amount	216,690	0	0	114,870	0	101,820
	Total	Women Business Enterprises	Male			
Contracts						
Dollar Amount	232,500	0	232,500			
Number	2	0	2			
Sub-Contracts						
Number	10	1	9			
Dollar Amount	216,690	3,500	213,190			

Table 8 - Minority Business and Women Business Enterprises

<b>Minority Owners of Rental Property</b> – Indicate the number of HOME assisted rental property owners and the total amount of HOME funds in these rental properties assisted						
	<b>Total</b>	<b>Minority Property Owners</b>				<b>White Non-Hispanic</b>
		<b>Alaskan Native or American Indian</b>	<b>Asian or Pacific Islander</b>	<b>Black Non-Hispanic</b>	<b>Hispanic</b>	
Number	0	0	0	0	0	0
Dollar Amount	0	0	0	0	0	0

**Table 9 – Minority Owners of Rental Property**

<b>Relocation and Real Property Acquisition</b> – Indicate the number of persons displaced, the cost of relocation payments, the number of parcels acquired, and the cost of acquisition						
Parcels Acquired		0	0			
Businesses Displaced		0	0			
Nonprofit Organizations Displaced		0	0			
Households Temporarily Relocated, not Displaced		0	0			
<b>Households Displaced</b>	<b>Total</b>	<b>Minority Property Enterprises</b>				<b>White Non-Hispanic</b>
		<b>Alaskan Native or American Indian</b>	<b>Asian or Pacific Islander</b>	<b>Black Non-Hispanic</b>	<b>Hispanic</b>	
Number	0	0	0	0	0	0
Cost	0	0	0	0	0	0

**Table 10 – Relocation and Real Property Acquisition**

## CR-20 - Affordable Housing 91.520(b)

Evaluation of the jurisdiction's progress in providing affordable housing, including the number and types of families served, the number of extremely low-income, low-income, moderate-income, and middle-income persons served.

	One-Year Goal	Actual
Number of Homeless households to be provided affordable housing units	0	0
Number of Non-Homeless households to be provided affordable housing units	17	7
Number of Special-Needs households to be provided affordable housing units	0	0
<b>Total</b>	<b>17</b>	<b>7</b>

Table 11 – Number of Households

	One-Year Goal	Actual
Number of households supported through Rental Assistance	0	0
Number of households supported through The Production of New Units	4	0
Number of households supported through Rehab of Existing Units	11	7
Number of households supported through Acquisition of Existing Units	2	0
<b>Total</b>	<b>17</b>	<b>7</b>

Table 12 – Number of Households Supported

**Discuss the difference between goals and outcomes and problems encountered in meeting these goals.**

The outcomes were lower than the 2023 set goals for the following:

The Production of New Units - the New Multi-Family Project has had project delays based on various reasons, including contractor compliance with the UEI Registration. We anticipate the project to be completed in 2024.

Rehab of Existing Units - a few of our rehab projects saw delays in the beginning stage of the projects, we anticipate these projects to be completed in 2024. We are still seeing a few contractors struggle with the UEI Registration Compliance.

Acquisition of Existing Units (Homebuyer Assistance) - We are seeing a decline in interest in our Homebuyer Assistance Program. Many residents that have expressed interest in the program are looking to purchase homes that are located outside of the Warren-Trumbull HOME Consortium area, they are looking for a higher amount of assistance, and they have expressed concerns regarding the Lien that is placed on their house (requirement to cover if they do not stay in the residence for the affordable period). We are going to have discussions about possibly increasing the Maximum Allowable Amount for the Program to see if that will generate more interest.

**Discuss how these outcomes will impact future annual action plans.**

The project delays on the Production of New Units and Rehab of Existing Units mentioned above are expected to be resolved so that the projects may be completed in 2024.

**Include the number of extremely low-income, low-income, and moderate-income persons served by each activity where information on income by family size is required to determine the eligibility of the activity.**

Number of Households Served	CDBG Actual	HOME Actual
Extremely Low-income	1	0
Low-income	3	1
Moderate-income	1	1
<b>Total</b>	<b>5</b>	<b>2</b>

**Table 13 – Number of Households Served**

**Narrative Information**

Owner Households - Ext Low 1 / Low 4 / Moderate 2

## **CR-25 - Homeless and Other Special Needs 91.220(d, e); 91.320(d, e); 91.520(c)**

**Evaluate the jurisdiction's progress in meeting its specific objectives for reducing and ending homelessness through:**

### **Reaching out to homeless persons (especially unsheltered persons) and assessing their individual needs**

The City of Warren is part of the Trumbull County Housing Collaborative which was established to coordinate and develop services for homeless and low income persons. The Collaborative consists of representatives from over 50 public, private, and non-profit agencies with a common goal of providing a continuum of care to these individuals and families especially those with special needs. This cooperation among agencies has increased both the efficiency and expediency of reaching out to homeless persons and accessing need.

### **Addressing the emergency shelter and transitional housing needs of homeless persons**

The City of Warren, through its CDBG program, has funded an emergency shelter and a domestic abuse shelter. Services offered include, but are not limited to: educational and skills training, day care needs, transportation to employment, counseling, medical facilities, etc.

In addition there are other emergency shelters in the area, although not funded directly by the City of Warren. These facilities work with the City and the Trumbull County Housing Collaborative in order to ensure that best efforts are being used to maintain both the physical facility and provide the needed services to move the individual towards more permanent housing.

### **Helping low-income individuals and families avoid becoming homeless, especially extremely low-income individuals and families and those who are: likely to become homeless after being discharged from publicly funded institutions and systems of care (such as health care facilities, mental health facilities, foster care and other youth facilities, and corrections programs and institutions); and, receiving assistance from public or private agencies that address housing, health, social services, employment, education, or youth needs**

The City of Warren consistently does a good job in its support of programs and organizations that reach out to low to moderate income individuals with the number one concern of either keeping them in their homes or finding them suitable housing. Various organizations are funded through CDBG with the goal of providing a holistic approach to dealing with the issues of these families and individuals with the ultimate goal of keeping them in permanent housing.

Organizations such as Trumbull Neighborhood Partnerships, Youthbuild, Habitat for Humanity of Mahoning Valley as well as the City's Emergency Repair programs are also effective in assisting families with needed repairs and in making properties accessible for handicapped individuals in an effort to keep

these families and individuals in their homes.

**Helping homeless persons (especially chronically homeless individuals and families, families with children, veterans and their families, and unaccompanied youth) make the transition to permanent housing and independent living, including shortening the period of time that individuals and families experience homelessness, facilitating access for homeless individuals and families to affordable housing units, and preventing individuals and families who were recently homeless from becoming homeless again**

Trumbull County Housing Collaborative and its member agencies continue to do outstanding work in identifying not only the needs of homeless and near homeless individuals and families but have tailored programs and assistance to ensure that through the Continuum of Care these persons can move to permanent and traditional housing as quickly as possible with the help of the support services necessary to make this transition successful.

The City and the Collaborate will continue to improve the situation by:

- Seeking increased supportive services, including job training, education, and drug counseling, to keep those at-risk individuals and families from becoming homeless.
- Working to improve the coordinated tracking system to monitor homeless individuals from the initial service or housing provision to eventual self-sufficiency and permanent housing.



## **CR-30 - Public Housing 91.220(h); 91.320(j)**

### **Actions taken to address the needs of public housing**

Trumbull Metropolitan Housing Authority (TMHA) provides decent, safe, and sanitary housing for low- to moderate-income families unable to secure housing needs on the open market. TMHA currently operates 1,249 public housing units throughout Trumbull County serving approximately 1,943 low- and moderate-income residents. In addition, participants in Section 8 New Construction and TMHA administered Housing Choice Voucher programs make up over 3,648 tenants in 1,250 units.

### **Actions taken to encourage public housing residents to become more involved in management and participate in homeownership**

TMHA provides a series of initiatives for resident education, including economic self-sufficiency, tenant homeownership, and drug prevention programs. Outside funding has been secured in order to provide recreational opportunities for residents.

TMHA has continued to work with a local lending institution to advance homeownership opportunities for housing choice voucher participants and public housing residents alike. The importance of saving, credit worthiness, home maintenance, and other related issues are expounded upon so that participants may share in the American dream. Twenty-one (21) families have purchased a home through this venture since program inception.

The TMHA Family Self Sufficiency program continues to be a catalyst for financial autonomy for public housing and voucher participants. A combined total of Ninety-one (91) families are currently involved in asset accumulation activities and social service programs which enable participants to overcome various obstacles to self-sufficiency. The Elderly Service Coordinator, in its Twenty-second (22) year of operation, has provided vital linkages to services for residents to receive the assistance necessary to maintain a self-reliant lifestyle. Supplemental grant funds were secured in order to employ a Service Coordinator at the McKinley Towers development, where residents are linked with services in order to remain living independently. TMHA also continues to collaborate with resident tenant organizations by participating in Resident Advisory Board meetings and hosting public hearings on issues of importance to the community. According to the PHA Five Year Action Plan, TMHA goals include:

- PHA GOAL #1: EXPAND THE SUPPLY OF ASSISTED HOUSING
- PHA GOAL #2: IMPROVE THE QUALITY OF ASSISTED HOUSING
- PHA GOAL #3: INCREASE ASSISTED HOUSING CHOICES
- PHA GOAL #4: PROVIDE AN IMPROVED LIVING ENVIRONMENT
- PHA GOAL #5: F-SUFFICIENCY AND ASSET DEVELOPMENT OF ASSISTED HOUSEHOLDS
- PHA GOAL #6: L-OPPORTUNITY AND AFFIRMATIVELY FURTHER FAIR HOUSING

**Actions taken to provide assistance to troubled PHAs**

The Trumbull Metropolitan Housing Authority has not been classified as a troubled PHA, no action are required.

## **CR-35 - Other Actions 91.220(j)-(k); 91.320(i)-(j)**

**Actions taken to remove or ameliorate the negative effects of public policies that serve as barriers to affordable housing such as land use controls, tax policies affecting land, zoning ordinances, building codes, fees and charges, growth limitations, and policies affecting the return on residential investment. 91.220 (j); 91.320 (i)**

During periodic reviews of tax and building codes, zoning and land use regulations, or other public policy affecting the construction or rehabilitation of housing, the City of Warren finds there are little if any barriers to affordable housing. The Metropolitan Statistical Area (MSA) of the jurisdiction consistently ranks as one of the top markets for affordable housing in the country.

### **Actions taken to address obstacles to meeting underserved needs. 91.220(k); 91.320(j)**

The main issue affecting the ability to meet the underserved needs in the city is the lack of funding. In order to address this obstacle, the City continues to partner with other government agencies, development organizations, private and non-profit corporations, advocacy and neighborhood groups and community foundations in an effort to explore other funding sources and creating partnerships aimed at benefiting low to moderate income persons.

For that reason, the City is often one of several partners in projects that promote a comprehensive approach to housing, community services and economic development. These and similar policies have allowed the City to maximize the amount of support provided to low to moderate income individuals, and to area wide benefit.

The City has established a significant number of partnerships with government agencies, development organizations, private and non-profit corporations, advocacy and neighborhood groups, public schools, behavioral health and shelter service providers, and volunteer groups. The Community Development Department seeks to preserve these relationships while extending the City's role as a coordinator of community resources.

### **Actions taken to reduce lead-based paint hazards. 91.220(k); 91.320(j)**

The Community Development Department will improve the detection and prevention of lead based hazards to local children by doing the following:

- Conducting lead risk assessments in conjunction with all requests for rehabilitation or homebuyer assistance funding
- Providing funds for lead abatement activities
- Work with the Mahoning County Lead Task Force in pursuing additional grant dollars to assist with the abatement of lead hazards in homes with children under six years old

### **Actions taken to reduce the number of poverty-level families. 91.220(k); 91.320(j)**

CDBG and HOME resources are targeted towards supporting those very low- and low-income households in their search for services. Additional funding resources will be sought to allow existing agencies and organizations to continue/expand programs which minimize the number of households living below poverty. The Consortium will work to Affirmatively Further Fair Housing through continued support of Housing Education and Outreach and Credit Counseling programs.

### **Actions taken to develop institutional structure. 91.220(k); 91.320(j)**

Representatives of the City of Warren, the Community Development Department, the Trumbull County Planning Commission and other housing agencies (including the Urban League, Public Housing Authority and CHDO) are in constant communication with the express purpose of investigating potential gaps in institutional structures that have influence over affordable housing issues in Trumbull County. Progress has been made in balancing the goals of awareness and involvement with local affordable housing objectives, and all organizations are exploring options for the modification of the Consortium's HOME program to reflect a more inclusive and comprehensive agenda.

### **Actions taken to enhance coordination between public and private housing and social service agencies. 91.220(k); 91.320(j)**

Public participation and civic cooperation are fundamental elements of all successful housing and community development practices. In order to assemble a useful and action-oriented plan that assists residents, particularly those individuals of low- or moderate-income and those with specific housing and supportive service needs, the Community Development Department developed a consultation program between policy and program stakeholders, civic and community leaders, professionals, and department staff.

The Community Development Department continues to spread the word of programs and/or activities that local organizations to provide. By providing a link on the City's website and/or a post on the City's Facebook page we coordinate the efforts of the various agencies while at the same time educating the general public as to the services that are available to them.

### **Identify actions taken to overcome the effects of any impediments identified in the jurisdictions analysis of impediments to fair housing choice. 91.520(a)**

Warren and Trumbull County promote awareness of and encourage willing compliance with fair housing laws by all entities. Concerns and problems include the lack of awareness of the laws; the protection that is available, and the reluctance to file a complaint.

In a partnership with Trumbull County, a Fair Housing Training Plan has been put in place to conduct a series of training events throughout each year. These events would target residents of project areas

and/or targeted populations as well as schools, civic and social groups, realtors, banking institutions, etc.

In addition a Fair Housing Outreach Program is in place with educational materials distributed at public events, to various agencies and organizations, and at a number of distribution points within the jurisdiction.

The City of Warren allocated \$5,000.00 for Fair Housing Services in 2023.

- \$5,000.00 - Complaint Intake for 2023

The City of Warren paid \$6,300.00 for Fair Housing Services in 2023.

- \$5,000.00 - Complaint Intake for 2023
- \$1,300.00 - Outreach and Training for 2022-2023 (City of Warren partners with Trumbull County; their payment amount for 2022-2023 was \$17,650.00)

The "Trumbull County Analysis of Impediments to Fair Housing Choice" that was prepared for the Trumbull County Board of Commissioners, the City of Warren, and the City of Niles in 2019, the "2021 Update to Analysis of Impediments to Fair Housing Choice and Action Plan Completed in 2019", the "2022 Update to Analysis of Impediments to Fair Housing Choice and Action Plan Completed in 2019", and the "2023 Update to Analysis of Impediments to Fair Housing Choice and Action Plan Completed in 2019" are available on the city's website ([www.warren.org](http://www.warren.org)).

See additional information in the Attachment section of this report.

## **CR-40 - Monitoring 91.220 and 91.230**

**Describe the standards and procedures used to monitor activities carried out in furtherance of the plan and used to ensure long-term compliance with requirements of the programs involved, including minority business outreach and the comprehensive planning requirements**

Once funded, the administrative staff reviews all reimbursement requests and activity reports submitted by sub-recipients to ensure compliance with the contractual agreement. Staff checks that required backup documentation, including evidence of procurement and verification of expenses are provided. Sub-recipients are also required to prepare an annual report identifying use of funds, number of beneficiaries, and program impact.

The majority of the monitoring reviews have demonstrated satisfactory compliance with the regulatory and programmatic requirements. In most cases, deficiencies revealed as part of the monitoring process have been limited to documentation and record keeping issues. Department employees continue to provide technical assistance to sub-recipients as needed.

## **Citizen Participation Plan 91.105(d); 91.115(d)**

**Describe the efforts to provide citizens with reasonable notice and an opportunity to comment on performance reports.**

The Citizen Participation process is ongoing through the year. This process includes Public Meetings, Public Comment Periods, meetings with neighborhood associations. Meetings are done in person (when possible) and virtually. The Jurisdiction also uses a Citizens Committee appointed by both the Mayor and City Council to review all proposals on an annual basis.

In accordance with the requirements of the Citizen Participation Plan, the City published a notice of Comment Period in a newspaper of general circulation and on the City's web site at [www.warren.org](http://www.warren.org) indicating that the 2023 CAPER was made available for review between February 28, 2024 and March 14, 2024 at the office of the Warren Community Development Department, by appointment only, and online at [www.warren.org](http://www.warren.org).

Public Comment Forms were made available online or upon request. The comment forms were accepted during the Public Comment Period; two Public comment sessions were held on Thursday, March 14, 2024 (noon and 4:00pm). No Citizen comments were received.



**CR-45 - CDBG 91.520(c)**

**Specify the nature of, and reasons for, any changes in the jurisdiction's program objectives and indications of how the jurisdiction would change its programs as a result of its experiences.**

There have not been any changes in the jurisdiction's program objectives.

**Does this Jurisdiction have any open Brownfields Economic Development Initiative (BEDI) grants?**

No

## **CR-50 - HOME 24 CFR 91.520(d)**

### **Include the results of on-site inspections of affordable rental housing assisted under the program to determine compliance with housing codes and other applicable regulations**

Please list those projects that should have been inspected on-site this program year based upon the schedule in 24 CFR §92.504(d). Indicate which of these were inspected and a summary of issues that were detected during the inspection. For those that were not inspected, please indicate the reason and how you will remedy the situation.

On-site inspections were completed at the housing developments as listed below:

- New Warren Heights - Review Completion Date 01/12/23 - Files and property are in compliance.
- New Hampshire House - Review Completion Date 01/12/23 - Files and property are in compliance.
- YWCA - Review Completion Date 01/23/23 - Files and property are in compliance.
- Parkman Landing - Review Completion Date 03/30/23 - Files and property are in compliance.
- Eagle Creek - Review Completion Date 03/30/23 - Files and property are in compliance.
- Morgandale Commons - Review Completion Date 04/11/23 - Files and property are in compliance.
- 1180 Parkman Rd - Review Completion Date 11/14/23 - Files and property are in compliance.
- 691 Woodbine SE - Review Completion Date 11/14/23 - Files and property are in compliance.
- 308 Homewood SE - Review Completion Date 11/14/23 - Files and property are in compliance.
- Newton Township Senior Housing - Review Completion Date 12/14/23 - Files and property are in compliance.
- Willow Glen - Review Completion Date 12/14/23 - Files and property are in compliance.
- Walnut Run - Review Completion Date 12/21/23 - Files and property are in compliance.
- Howland Glen - Review Rescheduled for 01/11/24.
- Someplace Safe (formerly Beatiitude House) - Review Rescheduled for 01/17/24.
- St. Andrews Manor, 425 Southern Blvd - Review not scheduled at this time.

No issues were indicated by the inspector(s).

### **Provide an assessment of the jurisdiction's affirmative marketing actions for HOME units. 24 CFR 91.520(e) and 24 CFR 92.351(a)**

The Participating Jurisdiction (PJ) partners with a number of non-profit housing agencies and CDC (i.e. Habitat for Humanity of Mahoning Valley, Trumbull Neighborhood Partnership, Western Reserve Housing, Paragon Residential Solution, National Church Alliance, ESOP, Youthbuild, Trumbull County Land Bank, etc.) to reach out to the community to market both available units and available programs that would benefit low income residents in need of affordable housing. The PJ also has an exceptional working relationship with the Trumbull Metropolitan Housing Authority which also provides outreach

services to the community.

Brochures for all of our HOME Programs are on the City of Warren's website (<https://www.warren.org/housing-programs>). In addition the PJ provides information on homebuyers assistance programs to all local banks and mortgage loan officers, meets and/or provides information with/to neighborhood associations, and conducts informational meetings for the public and local media.

With the above collaboration and cooperation, in addition to dissemination of printed materials and web site postings, the PJ finds their marketing actions have been very effective.

**Refer to IDIS reports to describe the amount and use of program income for projects, including the number of projects and owner and tenant characteristics**

In 2022, HOME Program Income was received in the amount of \$175,443.48 and was receipted in IDIS in 2023. Of these funds \$17,044.35 was used for 2023 Administration expenses and \$158,399.13 was allocated to two Single-Family Housing Rehab Projects (1 Low Income Household and 1 Moderate Income Household).

In 2023, HOME Program Income was received in the amount of \$214,846.27 and will be receipted in IDIS in 2024. Of these funds \$21,484.62 will be used for 2024 Administration expenses and \$193,361.65 will be allocated to five Rental Housing Rehab Projects. The tenant characteristics will be determined upon completion of the projects.

Prior Years HOME Program Income was received by Paragon (CHDO) in the amount of \$111,527.60; \$58,521.02 was receipted in 2023 and \$53,006.58 will be receipted in 2024. The funds are allocated to two Rental Housing Rehab Projects (2 Moderate Income Tenants).

**Describe other actions taken to foster and maintain affordable housing. 24 CFR 91.220(k) (STATES ONLY: Including the coordination of LIHTC with the development of affordable housing). 24 CFR 91.320(j)**

The current actions as previously described have been more than sufficient in preserving and maintaining affordable housing in the consortiums jurisdiction. The Metropolitan Statistical Area (MSA) consistently ranks as one of the top ten affordable housing markets in the country.

## CR-58 – Section 3

Identify the number of individuals assisted and the types of assistance provided

Total Labor Hours	CDBG	HOME	ESG	HOPWA	HTF
Total Number of Activities	3	0	0	0	0
Total Labor Hours	2,247				
Total Section 3 Worker Hours	0				
Total Targeted Section 3 Worker Hours	0				

**Table 14 – Total Labor Hours**

Qualitative Efforts - Number of Activities by Program	CDBG	HOME	ESG	HOPWA	HTF
Outreach efforts to generate job applicants who are Public Housing Targeted Workers	1				
Outreach efforts to generate job applicants who are Other Funding Targeted Workers.					
Direct, on-the job training (including apprenticeships).	1				
Indirect training such as arranging for, contracting for, or paying tuition for, off-site training.					
Technical assistance to help Section 3 workers compete for jobs (e.g., resume assistance, coaching).					
Outreach efforts to identify and secure bids from Section 3 business concerns.					
Technical assistance to help Section 3 business concerns understand and bid on contracts.					
Division of contracts into smaller jobs to facilitate participation by Section 3 business concerns.					
Provided or connected residents with assistance in seeking employment including: drafting resumes, preparing for interviews, finding job opportunities, connecting residents to job placement services.					
Held one or more job fairs.					
Provided or connected residents with supportive services that can provide direct services or referrals.					
Provided or connected residents with supportive services that provide one or more of the following: work readiness health screenings, interview clothing, uniforms, test fees, transportation.					
Assisted residents with finding child care.					
Assisted residents to apply for, or attend community college or a four year educational institution.					
Assisted residents to apply for, or attend vocational/technical training.					
Assisted residents to obtain financial literacy training and/or coaching.					
Bonding assistance, guaranties, or other efforts to support viable bids from Section 3 business concerns.					
Provided or connected residents with training on computer use or online technologies.					
Promoting the use of a business registry designed to create opportunities for disadvantaged and small businesses.					
Outreach, engagement, or referrals with the state one-stop system, as designed in Section 121(e)(2) of the Workforce Innovation and Opportunity Act.					
Other.					

**Table 15 – Qualitative Efforts - Number of Activities by Program**

## **Narrative**

The Warren City Community Development Department provides information regarding goals, documentation, and regulations about Section 3 to contract firms during bid phase and contract phase in an effort to improve long term employment for Section 3 residents. Section 3 language is written into every agreement. In addition to the above, the City of Warren works with the County Workforce Board and the One-Stop committee which oversees and promotes training, employment and apprenticeship programs providing opportunities to Section 3 residents. The department also coordinates with and provides funding for the local Youth Build program in the area.

## **Attachment**

## **IDIS Reports**



PR03- BOSMAC (original)

01/05/24

Page 197

Grantee: WARREN

Rpt Program Year: 2023

Year	Goal #	Goal	Proj ID #	Project Name	IDIS #	CV	Activity Name	Description	Draw In Amount	Balance	Acc Type	Report Year	Actual By Year	2023 Total	X Low	Low	Mod	Non LM	LM Not required	Accomplishment Narrative
2022	1	Grant Administration	1	Program Administration	3766	No	2022 Program Administration	2022 CD Administration	\$ 122,865.58	\$ -	0	0	0	0	0	0	0	0	0	
2023	1	Grant Administration	1	Program Administration	3763	No	2023 Program Income Admin - Revolving Loan	2023 CD Administration - 20% Program Income ADMIN from Revolving Loan	\$ 48,405.79	\$ -	0	0	0	0	0	0	0	0	0	
2023	1	Grant Administration	1	Program Administration	3784	No	2023 Program Income Admin - Projects	2023 CD Administration - 20% Program Income ADMIN from Projects	\$ 8,541.50	\$ -	0	0	0	0	0	0	0	0	0	
2023	1	Grant Administration	1	Program Administration	3806	No	2023 Program Administration	2023 CD Administration	\$ 182,913.10	\$ 51,346.30	0	0	1	1	0	0	0	0	1	
2020	1	Grant Administration	7	CV - Program Administration	3607	Yes	2020 CV Program Administration	2020 CV - CD Administration	\$ 40,941.35	\$ 26,888.96	0	0	0	0	0	0	0	0	0	
2022	2	Economic Development	2	Economic Incentives and Loans	3772	No	WRAP - Anthony Vankirk, LLC dba Downtown 124	WRAP - 2022 Anthony Vankirk, LLC dba Downtown 124 \$50,000	\$ 50,000.00	\$ -	13	2022, 2023	26,0	0	0	0	0	0	0	(PY22): 10-05-22 WRAP ck# 205904 \$50,000.00. (PY23): Accomplishments were reported in 2022
2022	2	Economic Development	2	Economic Incentives and Loans	3782	No	Economic Development 2023 - YBIMBAC	2023 Professional Services - Youngstown Business Incubator (YBIMBAC)	\$ 22,500.00	\$ 7,500.00	08	2023	18	18	0	0	0	0	18	(PY23): 04-12-23 YBI inv# 7653 ck# 208962 \$7,500.00 07-12-23 YBI inv# 7803 ck# 210502 \$7,500.00 11-08-23 YBI inv# 8115 ck# 212693 \$7,500.00
2022	2	Economic Development	2	Economic Incentives and Loans	3786	No	Valley Partners - Doughlicious Bakery, LLC	Valley Partners RLF Loan - 2023 Doughlicious Bakery, LLC \$140,000.00	\$ 84,947.20	\$ -	08	2023	1	1	0	0	0	0	1	(PY23): 05-03-23 Doughlicious ck# 208349 \$42,302.66 (PI-31) 05-03-23 Doughlicious ck# 208349 \$42,644.64 (2022-09)
2022	2	Economic Development	2	Economic Incentives and Loans	3787	No	Valley Partners - Doughlicious Bakery, LLC	Valley Partners RLF Loan - 2023 Doughlicious Bakery, LLC \$140,000.00	\$ 55,052.80	\$ -	08	2023	0	0	0	0	0	0	0	(PY23): 05-03-23 Doughlicious ck# 208349 \$55,052.80
2021	3	Public Infrastructure	3	Capital Improvements	3699	No	Street Resurfacing 2021	2021 Street Resurfacing Project	\$ 10,822.96	\$ -	01	2021, 2022, 2023	0, 0, 0	0	0	0	0	0	0	(PY21): 09-10-21 Payroll \$1,314.40 09-24-21 Payroll \$49.60 10-08-21 Payroll \$49.60 10-22-21 Payroll \$446.40 11-05-21 Payroll \$244.60 11-19-21 Payroll \$297.60 12-17-21 Payroll \$49.60 12-31-21 Payroll \$446.40 (PY22): 01-14-22 Payroll \$297.60 01-28-22 Payroll \$297.60 02-09-22 The Shelly Company ck#201723 \$50,079.15 02-09-22 The Shelly Company ck#201723 \$5,900.00 (PI) 02-11-22 Payroll \$198.40 02-25-22 Payroll \$99.20 03-11-22 Payroll \$148.80 03-25-22 Payroll \$124.00 04-08-22 Payroll \$49.60 04-22-22 Payroll \$148.80 05-06-22 Payroll \$347.20 05-20-22 Payroll \$49.60 07-01-22 Payroll \$49.60 07-15-22 Payroll \$99.20 08-12-22 Payroll \$99.20 08-26-22 Payroll \$49.60 (PI) 09-09-22 Payroll \$37.24 10-21-22 Payroll \$24.63 11-04-22 Payroll \$12.41 12-02-22 Payroll \$12.41 (PY23): 01-27-23 Payroll \$12.41 (2021-01) 02-24-23 Payroll \$148.95 (2021-09) 03-08-23 The Shelly Company ck# 208233 \$10,413.35 (2021-01) 03-10-23 Payroll \$248.25 (2021-09)

PR03- BOSMAC (original)

01/05/24

Page 197

Grantee: WARREN

Rpt Program Year: 2023

Year	Goal #	Goal	Proj ID #	Project Name	IDIS #	CV	Activity Name	Description	Draw In Amount	Balance	Acc Type	Report Year	Actual By Year	2023 Total	X Low	Low	Mod	Non LM	LM Not required	Accomplishment Narrative
2020	3	Public Infrastructure	3	Capital Improvements	3732	No	Trumbull County Historical Society - Morgan History Center	Trumbull County Historical Society Rehab Morgan History Center	\$ 504.18	\$ 59,000.00	09	2022, 2023	0, 0	0	0	0	0	0	0	(PY22): 08-08-22 Payroll \$49.65 09-23-22 Payroll \$49.65 10-07-22 Payroll \$49.65 10-21-22 Payroll \$99.30 11-04-22 Payroll \$49.65 11-18-22 Payroll \$49.65 12-02-22 Payroll \$24.83 12-30-22 Payroll \$24.83 (PY23): 01-27-23 Payroll \$99.30 02-10-23 Payroll \$99.30 04-07-23 Payroll \$101.88 04-21-23 Payroll \$76.40 05-05-23 Payroll \$50.93 06-02-23 Payroll \$25.47 06-30-23 Payroll \$12.73 07-14-23 Payroll \$12.73 07-28-23 Payroll \$25.46  Accomplishments for All 2023 City Wide Capital Improvement IDIS Activities will be reported to IDIS Activity #3811 as previously discussed with HUD Field Rep.
2022	3	Public Infrastructure	3	Capital Improvements	3764	No	Street Resurfacing 2022	2022 Street Resurfacing Project	\$ 73,951.50	\$ -	01	2022, 2023	51505, 0	0	0	0	0	0	0	(PY22): 11-04-22 Payroll \$895.10 (2022-09) 12-02-22 Payroll \$366.41 (2022-09) 12-16-22 Payroll \$446.85 (2022-09) 12-30-22 Payroll \$287.90 (2022-09) (PY23): 01-27-23 Payroll \$208.25 (2022-09) 01-27-23 Payroll \$40.00 (PI-37) 02-10-23 Payroll \$99.30 (2022-09) 02-08-23 Shelly & Sands cl# 207744 \$73,250.00 (2022-01) 02-24-23 Payroll \$49.65 (2022-09) 03-10-23 Payroll \$49.65 (2022-09) 03-24-23 Payroll \$50.93 (2022-09) 04-07-23 Payroll \$50.93 (2022-09) 04-21-23 Payroll \$101.88 (2022-09) 05-05-23 Payroll \$50.93 (2022-09)
2021	3	Public Infrastructure	3	Capital Improvements	3765	No	Street Resurfacing 2022	2022 Street Resurfacing Project	\$ 370,050.93	\$ -	01	2022, 2023	0, 0	0	0	0	0	0	0	(PY22): 06-22-22 Tr. County Legal News cl# 204051 \$218.00 08-26-22 Payroll \$1,264.80 09-09-22 Payroll \$471.68 09-23-22 Payroll \$148.95 10-07-22 Payroll \$99.30 10-21-22 Payroll \$198.60 11-18-22 Payroll \$198.60 12-02-22 Payroll \$40.79 (PY23): 02-08-23 Shelly & Sands cl# 207744 \$348,399.44 05-24-23 Shelly & Sands cl# 209770 \$21,600.56 06-02-23 Payroll \$50.93
2022	3	Public Infrastructure	3	Capital Improvements	3773	No	Trumbull County Historical Society - Morgan History Center	Trumbull County Historical Society Rehab Morgan History Center	\$ 739.88	\$ 10,000.00	09	2023	0	0	0	0	0	0	0	(PY23): 08-11-23 Payroll \$366.51 09-26-23 Payroll \$50.93 09-22-23 Payroll \$101.88 10-06-23 Payroll \$50.99 10-20-23 Payroll \$25.50 12-01-23 Payroll \$101.88 12-15-23 Payroll \$50.99  Accomplishments for All 2023 City Wide Capital Improvement IDIS Activities will be reported to IDIS Activity #3811 as previously discussed with HUD Field Rep.

PR03- BOSMAC (original)

01/05/24

Page 197

Grantee: WARREN

Rpt Program Year: 2023

Year	Goal #	Goal	Proj ID #	Project Name	IDIS #	CV	Activity Name	Description	Draw In Amount	Balance	Acc Type	Report Year	Actual By Year	2023 Total	X Low	Low	Mod	Non LM	LM Not required	Accomplishment Narrative
2022	3	Public Infrastructure	3	Capital Improvements	3780	No	Amphitheater Fence Project (Phase 2)	Amphitheater Fence Project (Phase 2)	\$ 9,886.89	\$ 27,623.45	11	2023	0	0	0	0	0	0	0	(FY23): 11-08-22 Legal News clk# 206332 \$54.00 03-22-23 Phillips Sekanick clk# 208494 \$2,680.00 03-29-23 Phillips Sekanick clk# 208568 \$1,250.00 04-12-23 Phillips Sekanick clk# 208963 \$337.50 04-12-23 Legal News clk# 208972 \$162.00 04-21-23 Payroll \$1,527.90 04-28-23 Phillips Sekanick clk# 209197 \$337.50 05-05-23 Payroll \$50.93 05-19-23 Payroll \$101.86 06-02-23 Payroll \$101.86 06-16-23 Payroll \$152.79 06-30-23 Payroll \$152.79 07-14-23 Payroll \$152.79 07-28-23 Payroll \$101.86 08-02-23 Phillips Sekanick clk# 210942 \$334.50 08-11-23 Payroll \$101.86 08-16-23 Phillips Sekanick clk# 211140 \$111.50 08-25-23 Payroll \$152.79 08-22-23 Payroll \$203.96 10-06-23 Payroll \$127.48 10-11-23 Phillips Sekanick clk# 212137 \$557.50 10-20-23 Payroll \$127.48 11-03-23 Payroll \$305.94 11-17-23 Payroll \$152.97 12-01-23 Payroll \$50.99 12-15-23 Payroll \$203.96 12-29-23 Payroll \$101.99  Accomplishments for All 2023 City Wide Capital Improvement
2020	3	Public Infrastructure	3	Capital Improvements	3781	No	2023 Asbestos Abatement & Demolition Project (Round 1)	2023 Asbestos Abatement & Demolition Project (Round 1)	\$ 71,040.04	\$ -	10	2023	1	1	0	0	0	0	1	(FY23): 02-08-23 Legal News clk# 207615 \$156.00 02-08-23 Asbestos Survey J/E \$2,150.00 02-08-23 Lien Search J/E \$40.00 02-24-23 Payroll \$1,241.25 03-24-23 Payroll \$101.86 05-03-23 Woodford Excavating clk# 209313 \$58,509.26 05-03-23 Woodford Excavating clk# 209313 \$8,790.74 (PI-37) 05-05-23 Payroll \$50.93
2020	3	Public Infrastructure	3	Capital Improvements	3793	No	Amphitheater Fence Project (Phase 2)	Amphitheater Fence Project (Phase 2)	\$ -	\$ 72,064.26	11	2023	0	0	0	0	0	0	0	(FY23): Accomplishments for All 2023 City Wide Capital Improvement IDIS Activities will be reported to IDIS Activity #3811 as previously discussed with HUD Field Rep.
2023	3	Public Infrastructure	3	Capital Improvements	3811	No	Street Resurfacing 2023	2023 Street Resurfacing Project	\$ 174,240.62	\$ 126,063.00	01	2023	51505	51,505	0	0	0	0	51,505	(FY23): 06-28-23 Legal News clk# 210315 \$216.00 (2023-01) 08-25-23 Payroll \$1,156.86 (2023-01) 08-25-23 Payroll \$40.00 (PI-37) 09-22-23 Payroll \$254.95 (2023-01) 10-06-23 Payroll \$254.95 (2023-01) 10-20-23 Payroll \$356.93 (2023-01) 11-03-23 Payroll \$152.87 (2023-01) 11-17-23 Payroll \$203.96 (2023-01) 12-01-23 Payroll \$254.95 (2023-01) 12-15-23 Payroll \$662.87 (2023-01) 12-27-23 Shelly & Sands clk# 213561 \$170,023.31 (2023-01) 12-29-23 Payroll \$662.87 (2023-01)
2023	3	Public Infrastructure	3	Capital Improvements	3812	No	Street Resurfacing 2023	2023 Street Resurfacing Project	\$ 85,000.00	\$ -	01	2023	0	0	0	0	0	0	0	(FY23): 12-27-23 Shelly & Sands clk# 213561 \$85,000.00  Accomplishments for All 2023 City Wide Capital Improvement IDIS Activities will be reported to IDIS Activity #3811 as previously discussed with HUD Field Rep.
2023	3	Public Infrastructure	3	Capital Improvements	3816	No	2023 Asbestos Abatement & Demolition Project (Round 2)	2023 Asbestos Abatement & Demolition Project (Round 2)	\$ 26,713.84	\$ -	10	2023	3	3	0	0	0	0	3	(FY23): 10-06-23 Payroll \$1,682.87 (2023-30) 10-17-23 Asbestos Survey - Van Wye \$800.00 (2023-30) 10-17-23 Lien Search - Van Wye \$40.00 (2023-30) 10-20-23 Payroll \$101.98 (2023-30) 10-25-23 Gibbs clk# 212377 \$22,255.23 (PI-37) 11-07-23 Lien Search - Ratliff \$40.00 (2023-30) 11-07-23 Asbestos Survey - Ratliff \$600.00 (2023-30) 11-07-23 Lien Search - Mahoning \$40.00 (2023-30) 11-07-23 Asbestos Survey - Mahoning \$750.00 (2023-30) 12-15-23 Payroll \$203.96 (2023-30)

PR03- BOSMAC (original)

01/05/24  
Page 197  
Granite: WARREN  
Rpt Program Year: 2023

Year	Goal #	Goal	Proj ID #	Project Name	IDIS #	CV	Activity Name	Description	Draw In Amount	Balance	Acc Type	Report Year	Actual By Year	2023 Total	X Low	Low	Mod	Non LM	LM Not required	Accomplishment Narrative
2022	3	Public Infrastructure	3	Capital Improvements	3817	No	2023 Asbestos Abatement & Demolition Project (Round 2)	2023 Asbestos Abatement & Demolition Project (Round 2)	\$ 133,907.70	\$ -	10	2023	0	0	0	0	0	0	0	(FY23): 06-08-23 Legal News cl# 211047 \$156.00 (2022-30) 10-26-23 Gibbs cl# 212377 \$32,004.80 (2022-30) 10-26-23 Gibbs cl# 212377 \$5,739.97 (2022-09) 11-03-23 Payroll \$203.96 (2022-09) 11-15-23 Gibbs cl# 212615 \$20,150.00 (2022-09) 11-17-23 Payroll \$101.98 (2022-09) 12-13-23 Gibbs cl# 213265 \$75,500.00 (2022-09) 12-29-23 Payroll \$50.89 (2022-09)
2023	3	Public Infrastructure	3	Capital Improvements	3818	No	Golden Triangle Infrastructure Improvement Project	Local Share for the Paige and Dana Street Intersection Realignment	\$ 20,438.90	\$ 55,000.00	01	2023	0	0	0	0	0	0	0	(FY23): 11-01-23 Trumbull Co req#4 cl# 212469 \$20,438.90 (2023-09)  Accomplishments for All 2023 City Wide Capital Improvement IDIS Activities will be reported to IDIS Activity #3811 as previously discussed with HUD Field Rep.
2022	3	Public Infrastructure	3	Capital Improvements	3819	No	Golden Triangle Infrastructure Improvement Project	Local Share for the Paige and Dana Street Intersection Realignment	\$ 55,000.00	\$ 67,171.10	01	2023	0	0	0	0	0	0	0	(FY23): 10-11-23 Trumbull Co req#1-3 cl# 212213 \$48,066.36 (2022-33) 11-01-23 Trumbull Co req#4 cl# 212469 \$6,834.64 (2022-33)  Accomplishments for All 2023 City Wide Capital Improvement IDIS Activities will be reported to IDIS Activity #3811 as previously discussed with HUD Field Rep.
2020	4	Public Services	4	Public Services	3648	No	2020-Warren Philharmonic Orchestra	The Orchestra will bring music and music education to the students of Warren City Schools.	\$ 3,039.33	\$ -	01	2022, 2023	820, 210	210	40	50	25	95	0	(FY22): 05-18-22 WPO Req #1 cl# 203518 \$8,191.00 05-20-22 Payroll \$43.88 (2020-09) 06-03-22 Payroll \$76.77 (2020-09) 06-17-22 Payroll \$10.97 (2020-09) 12-16-22 Payroll \$43.87 (2020-09) (FY23): 01-13-23 Payroll \$54.84 (2020-09) 01-27-23 Payroll \$10.97 (2020-09) 02-10-23 Payroll \$54.84 (2020-09) 02-16-23 WPO req#2 cl#207878 \$2,809.00 (2020-21) 02-24-23 Payroll \$21.94 (2020-09) 03-10-23 Payroll \$87.48 (2020-09)
2022	4	Public Services	4	Public Services	3755	No	2022-Christy House Emergency Shelter	Funds will assist with basic operating costs at the Christy House, an emergency homeless shelter.	\$ 12,112.40	\$ -	01	2022, 2023	0, 171	171	114	36	19	2	0	(FY22): 08-12-22 Payroll \$10.95 (2022-09) 09-09-22 Payroll \$21.93 (2022-09) (FY23): 06-16-23 Payroll \$22.48 (2022-09) 06-28-23 GVA-YUL cl#310377 \$12,000.00 (2022-13) 06-30-23 Payroll \$22.48 (2022-09) 07-14-23 Payroll \$67.44 (2022-09)
2022	4	Public Services	4	Public Services	3756	No	2022-Community Volunteer Council	To help assist in providing food, supplies and clothing to LMI persons in the City of Warren.	\$ 11,707.34	\$ -	01	2022, 2023	2174, 15261	15,261	5,905	1,494	782	7,080	0	(FY22): 08-12-22 Payroll \$10.97 (2022-09) 11-16-22 CVC cl#206486 \$1,176.00 Request #1 (2022-20) 11-18-22 Payroll \$43.87 (2022-09) 12-02-22 Payroll \$54.84 (2022-09) 12-21-22 CVC cl#207075 \$1,120.00 Request #2 (2022-20) (FY23): 01-13-23 Payroll \$43.87 (2022-09) 01-27-23 Payroll \$87.74 (2022-09) 02-15-23 CVC req#3 cl#207876 \$1,197.00 (2022-20) 02-16-23 CVC req#4 cl#207876 \$896.00 (2022-20) 02-24-23 Payroll \$76.77 (2022-09) 03-10-23 Payroll \$109.68 (2022-09) 03-16-23 CVC req#5 cl#208377 \$1,232.98 (2022-20) 03-24-23 Payroll \$101.02 (2022-09) 04-07-23 Payroll \$67.35 (2022-09) 04-12-23 CVC req#6 cl#209045 \$1,025.50 (2022-20) 04-21-23 Payroll \$44.90 (2022-09) 05-05-23 Payroll \$56.13 (2022-09) 05-24-23 CVC req#7 cl#205794 \$1,127.82 (2022-20) 06-02-23 Payroll \$67.44 (2022-09) 06-16-23 Payroll \$44.96 (2022-09) 06-26-23 CVC req#8 cl#210374 \$1,339.00 (2022-20) 06-30-23 Payroll \$11.24 (2022-09) 07-14-23 Payroll \$99.92 (2022-09) 07-26-23 CVC req#9 cl#210763 \$1,291.00 (2022-20) 07-26-23 Payroll \$33.72 (2022-09) 08-11-23 Payroll \$33.72 (2022-09) 08-23-23 CVC req#10 cl#211276 \$1,029.00 (2022-20) 08-25-23 Payroll \$33.72 (2022-09) 09-09-23 Payroll \$67.44 (2022-09) 09-27-23 CVC req#11 cl#211946 \$1,565.70 (2022-20) 10-06-23 Payroll \$33.72 (2022-09)

PR03- BOSMAC (original)

01/05/24  
Page 197  
Grantee: WARREN  
Rpt Program Year: 2023

Year	Goal #	Goal	Proj ID #	Project Name	IDIS #	CV	Activity Name	Description	Draw In Amount	Balance	Acc Type	Report Year	Actual By Year	2023 Total	X Low	Low	Mod	Non LM	LM Not required	Accomplishment Narrative
2022	4	Public Services	4	Public Services	3758	No	2022-Mahoning Valley College Access Program	Funding will assist Warren City School students in College or Trading School preparation.	\$ 5,112.40	\$ -	01	2022, 2023	0, 303	303	104	48	92	59	0	(FY22): 08-12-22 Payroll \$10.97 (2022-09) 09-09-22 Payroll \$21.93 (2022-09) (FY23): 06-16-23 Payroll \$11.24 (2022-09) 06-28-23 MVCAP ck#210388 \$5,000.00 (2022-23) 06-30-23 Payroll \$44.96 (2022-09) 07-14-23 Payroll \$56.20 (2022-09)
2022	4	Public Services	4	Public Services	3759	No	2022-SCOPE Inc.	To assist in transporting food to homebound, disable LMI residents in the City of Warren.	\$ 2,063.98	\$ -	01	2022, 2023	502, 416	416	281	135	0	0	0	(FY22): 08-12-22 Payroll \$10.97 (2022-09) 09-09-22 Payroll \$65.81 (2022-09) 08-14-22 SCOPE ck#205478 Req #1 \$496.00 (2022-27) 10-07-22 Payroll \$76.77 (2022-09) 10-12-22 SCOPE ck#205988 Req #2 \$496.00 (2022-27) 10-21-22 Payroll \$54.84 (2022-09) 11-04-22 Payroll \$43.87 (2022-09) 11-09-22 SCOPE ck#206384 Req #3 \$508.00 (2022-27) 11-18-22 Payroll \$43.87 (2022-09) 12-02-22 Payroll \$21.94 (2022-09) 12-21-22 SCOPE ck#207076 Req #4 \$508.00 (2022-27). (FY23): 01-13-23 Payroll \$43.87 (2022-09) 01-26-23 SCOPE req#5 ck#207404 \$524.00 (2022-27) 02-10-23 Payroll \$10.96 (2022-09) 02-15-23 SCOPE req#6 ck#207877 \$540.00 (2022-27) 02-24-23 Payroll \$10.97 (2022-09) 03-10-23 Payroll \$108.68 (2022-09) 03-15-23 SCOPE req#7 ck#208378 \$544.00 (2022-27) 03-24-23 Payroll \$56.13 (2022-09) 03-29-23 SCOPE req#8 ck#208637 \$56.00 (2022-27) 04-07-23 Payroll \$168.37 (2022-09)
2022	4	Public Services	4	Public Services	3761	No	2022-Trumbull Mobile Meals	These funds will provide nutritious meals and safety checks to help keep our Seniors safe and living independently in their own homes.	\$ 3,013.63	\$ -	01	2022, 2023	499, 646	646	170	302	174	0	0	(FY22): 08-12-22 Payroll \$10.97 (2022-09) 09-09-22 Payroll \$21.94 (2022-09) 10-26-22 TMM ck# 208173 \$1,385.00 Request #1 (2022-17) 11-04-22 Payroll \$54.84 (2022-09) 11-16-22 TMM ck# 208512 \$675.00 Request #2 (2022-17) 11-18-22 Payroll \$120.64 (2022-09) 12-02-22 Payroll \$56.80 (2022-09) 12-28-22 TMM ck# 207196 \$435.00 Request #3 (2022-17). (FY23): 01-13-23 Payroll \$87.74 (2022-09) 01-27-23 Payroll \$65.81 (2022-09) 02-10-23 Payroll \$21.94 (2022-09) 01-25-23 TMM req#4 ck#207415 \$725.00 (2022-17) 02-15-23 TMM req#5 ck#207879 \$955.00 (2022-17) 02-24-23 Payroll \$32.90 (2022-09) 03-10-23 Payroll \$120.63 (2022-09) 03-15-23 TMM req#6 ck#208380 \$780.00 (2022-17) 03-24-23 Payroll \$56.13 (2022-09) 04-07-23 Payroll \$57.35 (2022-09) 04-12-23 TMM req#7 ck#209051 \$145.00 (2022-17) 04-21-23 Payroll \$56.13 (2022-09)
2022	4	Public Services	4	Public Services	3762	No	2022-Warren Philharmonic Orchestra	The Warren Philharmonic Orchestra will use these funds to support a Concert for the students of Warren City Schools.	\$ 4,906.58	\$ -	01	2022, 2023	0, 175	175	10	35	55	75	0	(FY22): 08-12-22 Payroll \$10.97 (2022-09) 09-09-22 Payroll \$21.94 (2022-09). (FY23): 03-28-23 Warren Philharmonic req#1 ck#208639 \$4,828.00 (2022-21) 04-07-23 Payroll \$78.58 (2022-09)
2023	4	Public Services	4	Public Services	3798	No	2023-Christy House Emergency Shelter	Short-term housing for the homeless in Warren.	\$ 44.96	\$ 15,000.00	01	2023	0	0	0	0	0	0	0	(FY23): 06-16-23 Payroll \$11.24 (2023-09) 07-28-23 Payroll \$11.24 (2023-09) 08-22-23 Payroll \$11.24 (2023-09) 10-06-23 Payroll \$11.24 (2023-09)
2023	4	Public Services	4	Public Services	3799	No	2023-Community Volunteer Council	To help assist in providing food, supplies and clothing to LMI persons in the City of Warren.	\$ 2,180.95	\$ 11,066.33	01	2023	3619	3,619	1,147	724	287	1,661	0	(FY23): 06-16-23 Payroll \$11.24 (2023-09) 07-14-23 Payroll \$11.24 (2023-09) 07-28-23 Payroll \$22.48 (2023-09) 08-22-23 Payroll \$11.24 (2023-09) 10-06-23 Payroll \$11.24 (2023-09) 10-20-23 Payroll \$33.72 (2023-09) 11-03-23 Payroll \$22.48 (2023-09) 11-17-23 Payroll \$11.24 (2023-09) 12-13-23 CVC req#1 ck# 213299 \$1,015.67 (2023-20) 12-15-23 Payroll \$33.72 (2023-09) 12-21-23 CVC req#2 ck# 213528 \$918.00 (2023-20) 12-29-23 Payroll \$78.88 (2023-09)

PR03- BOSMAC (original)

01/05/24

Page 197

Grantee: WARREN

Rpt Program Year: 2023

Year	Goal #	Goal	Proj ID #	Project Name	IDIS #	CV	Activity Name	Description	Draw In Amount	Balance	Acc Type	Report Year	Actual By Year	2023 Total	X Low	Low	Mod	Non LM	LM Not required	Accomplishment Narrative
2023	4	Public Services	4	Public Services	3800	No	2023-Flying High Inc.	To help low-moderate income City residents obtain good-paying careers and jobs.	\$ 8,824.70	\$ 8,669.86	01	2023	57	57	52	3	2	0	0	(FY23): 06-16-23 Payroll \$11.24 (2023-09) 07-28-23 Payroll \$22.48 (2023-09) 08-11-23 Payroll \$33.72 (2023-09) 08-09-23 Flying High req# 1 cl# 211094 \$700.00 (2023-39) 08-25-23 Payroll \$67.44 (2023-09) 09-22-23 Payroll \$11.24 (2023-09) 09-27-23 Flying High req# 2 cl# 211949 \$2,594.38 (2023-39) 10-06-23 Payroll \$67.44 (2023-09) 10-20-23 Payroll \$67.44 (2023-09) 11-03-23 Payroll \$22.48 (2023-09) 11-17-23 Payroll \$22.48 (2023-09) 12-13-23 Flying High req# 3 cl# 213312 \$619.75 (2023-39) 12-15-23 Payroll \$33.72 (2023-09) 12-27-23 Flying High req# 4 cl# 213543 \$5,416.00 (2023-39) 12-29-23 Payroll \$134.88 (2023-09)
2023	4	Public Services	4	Public Services	3801	No	2023-Inspiring Minds	These funds will provide education, arts, sports and recreation programs and provide Community Service opportunities etc., to Elementary through High School Students enrolled in Warren City Schools.	\$ 20,123.64	\$ -	01	2023	328	328	125	144	33	26	0	(FY23): 06-16-23 Payroll \$11.24 (2023-09) 07-28-23 Payroll \$11.24 (2023-09) 08-15-23 Inspiring Minds cl# 211628 \$20,000.00 (2023-22) 08-22-23 Payroll \$101.16 (2023-09)
2023	4	Public Services	4	Public Services	3802	No	2023-Mahoning Valley College Access Program	Funding will assist Warren City School students in College or Trading School preparation.	\$ 5,101.16	\$ -	01	2023	287	287	99	46	87	55	0	(FY23): 06-16-23 Payroll \$11.24 (2023-09) 07-28-23 Payroll \$11.24 (2023-09) 08-16-23 MYCAP cl# 211180 \$5,000.00 (2023-23) 08-25-23 Payroll \$78.68 (2023-09)
2023	4	Public Services	4	Public Services	3803	No	2023-SCOPE INC OF TRUMBULL COUNTY	To assist in transporting food to homebound, disable LMI residents in the City of Warren.	\$ 3,287.24	\$ 1,276.00	01	2023	680	680	431	249	0	0	0	(FY23): 06-16-23 Payroll \$11.24 (2023-09) 07-28-23 Payroll \$11.24 (2023-09) 08-16-23 SCOPE req#1 cl# 211197 \$560.00 (2023-27) 08-25-23 Payroll \$89.92 (2023-09) 08-08-23 Payroll \$11.24 (2023-09) 08-20-23 SCOPE req#2 cl# 211838 \$532.00 (2023-27) 09-22-23 Payroll \$33.72 (2023-09) 10-06-23 Payroll \$89.92 (2023-09) 10-11-23 SCOPE req#3 cl# 21212 \$536.00 (2023-27) 10-20-23 Payroll \$33.72 (2023-09) 11-03-23 Payroll \$56.20 (2023-09) 11-09-23 SCOPE req#4 cl# 212752 \$532.00 (2023-27) 11-17-23 Payroll \$67.44 (2023-09) 12-13-23 SCOPE req#5 cl# 213304 \$564.00 (2023-27) 12-15-23 Payroll \$89.92 (2023-09) 12-29-23 Payroll \$78.68 (2023-09)
2023	4	Public Services	4	Public Services	3804	No	2023-Trumbull Mobile Meals Inc.	These funds will provide nutritious meals and safety checks to help keep our Seniors safe and living independently in their own homes.	\$ 44.96	\$ 7,000.00	01	2023	0	0	0	0	0	0	0	(FY23): 06-16-23 Payroll \$11.24 (2023-09) 07-28-23 Payroll \$11.24 (2023-09) 08-22-23 Payroll \$11.24 (2023-09) 10-06-23 Payroll \$11.24 (2023-09)
2023	4	Public Services	4	Public Services	3805	No	2023-Western Reserve Independent Living Center	Providing assistance to Warren City with mobility disabilities, to allow them to remain in their home & create a suitable and safe living environment that is barrier free.	\$ 56.20	\$ 10,000.00	01	2023	0	0	0	0	0	0	0	(FY23): 06-16-23 Payroll \$11.24 (2023-09) 07-28-23 Payroll \$22.48 (2023-09) 08-22-23 Payroll \$11.24 (2023-09) 10-06-23 Payroll \$11.24 (2023-09)
2022	4	Public Services	5	Fair Housing Compliance	3780	No	Fair Housing Intake 2023 - Community Legal Aid	2023 Fair Housing Intake Services - Community Legal Aid	\$ 5,000.00	\$ -	01	2023	51505	51,505	0	0	0	0	51,505	(FY23): 12-20-23 Community Legal Aid cl# 213395 \$5,000.00
2021	4	Public Services	5	Fair Housing Compliance	3781	No	Fair Housing - Training & Outreach 2021	Fair Housing Education and Outreach - Trumbull County FY'21 & FY'22	\$ 1,300.00	\$ -	01	2023	0	0	0	0	0	0	0	(FY23): 05-31-23 Trumbull County cl# 209946 \$1,300.00

PR03- BOSMAC (original)

01/05/24

Page 197

Grantee: WARREN

Rpt Program Year: 2023

Year	Goal #	Goal	Proj ID #	Project Name	IDIS #	CV	Activity Name	Description	Draw In Amount	Balance	Acc Type	Report Year	Actual By Year	2023 Total	X Low	Low	Mod	Non LM	LM Not required	Accomplishment Narrative
2020	4	Public Services	9	CV - Public Services	3181	Yes	CV Warren City Health District Wages for Medical Personnel	Wages for Nurses, Epidemiologists, and Case Investigators that are related to COVID-19 Vaccines & Contact Tracing Activities	\$ 46,278.10	\$ 56,057.90	01	2021, 2022, 2023	46625, 51505, 51505	51,505	0	0	0	0	51,505	(PY21): 03-18-21 Request # 1 01-27-21/02-19-21 \$ 6,343.50 04-05-21 Request # 2 02-20-21/03-05-21 \$10,054.00 05-03-21 Request # 3 03-20-21/04-16-21 \$ 8,943.00 06-08-21 Request # 4 04-17-21/05-15-21 \$ 7,546.00 07-14-21 Request # 5 05-16-21/06-25-21 \$ 7,447.00 08-10-21 Request # 6 06-27-21/07-23-21 \$ 6,561.50 08-22-21 Request # 7 07-26-21/08-20-21 \$ 5,291.00 10-13-21 Request # 8 08-23-21/10-01-21 \$10,538.00 11-16-21 Request # 9 10-02-21/10-29-21 \$ 8,005.50 12-10-21 Request #10 10-30-21/11-27-21 \$14,665.00 (PY22): 01-04-22 Request #11 11-29-21/12-25-21 \$14,227.00 02-22-22 Request #12 12-26-21/01-22-22 \$4,906.00 04-22-22 Request #13 01-23-22/02-16-22 \$4,301.00 05-02-22 Request #14 02-21-22/03-19-22 \$2,750.00 05-16-22 Request #15 03-20-22/04-15-22 \$2,739.00 06-22-22 Request #16 04-16-22/05-26-22 \$3,256.00 08-24-22 Request #17 05-29-22/07-09-22 \$4,037.00 10-24-22 Request #18 07-10-22/08-03-22 \$19,972.80 11-04-22 Request #19 08-04-22/10-17-22 \$18,964.40 12-27-22 Request #20 10-16-22/11-12-22 \$6,065.50 12-27-22 Request #21 11-15-22/12-10-22 \$4,961.00 (PY23): 02-15-23 Request #22 12-11-22/01-07-23 \$4,796.00 02-22-23 Request #23 01-06-23/02-04-23 \$4,647.50 03-26-23 Request #24 02-05-23/03-04-23 \$5,016.00 04-25-23 Request #25 03-05-23/04-01-23 \$4,206.20 05-09-23 Request #26 04-02-23/04-29-23 \$4,607.25 06-13-23 Request #27 04-20-23/05-27-23 \$4,191.00 07-19-23 Request #28 05-28-23/06-24-23 \$4,685.95 08-18-23 Request #29 06-25-23/07-22-23 \$4,323.00 08-21-23 Request #30 07-23-23/08-19-23 \$3,689.20 10-04-23 Request #31 08-20-23/09-16-23 \$2,728.00 10-26-23 Request #32 09-17-23/10-14-23 \$1,366.00 12-20-23 Request #33 10-15-23/11-11-23 \$792.00 12-21-23 Request #34 11-12-23/12-09-23 \$1,210.00
2020	4	Public Services	9	CV - Public Services	3712	Yes	CV Community Legal Aid Services	CV Community Legal Aid Tenant Population assistance	\$ 15,976.86	\$ 1,827.22	01	2021, 2022, 2023	19,174, 107	107	103	4	0	0	0	(PY21): 08-08-21 Community Legal Aid ck #100197 \$468.74 10-06-21 Community Legal Aid ck #100665 \$1,454.45 12-08-21 Community Legal Aid ck #200693 \$1,750.90 (PY22): 03-08-22 Community Legal Aid ck #202225 \$11,008.76 05-25-22 Community Legal Aid ck #203695 \$5,582.63 09-14-22 Community Legal Aid ck #205467 \$16,366.04 08-21-22 Community Legal Aid ck #205588 \$728.41 08-28-22 Community Legal Aid ck #205724 \$180.01 10-28-22 Community Legal Aid ck #206148 \$1,598.60 11-18-22 Community Legal Aid ck #206478 \$141.06 12-21-22 Community Legal Aid ck #207058 \$470.39 (PY23): 01-25-23 Community Legal Aid ck #207389 \$213.00 03-01-23 Community Legal Aid ck #208110 \$162.15 03-29-23 Community Legal Aid ck #205623 \$4,059.39 04-12-23 Community Legal Aid ck #205028 \$4,892.19 06-14-23 Community Legal Aid ck #210118 \$944.30 06-21-23 Community Legal Aid ck #210118 \$437.83 07-19-23 Community Legal Aid ck #210627 \$171.84 08-23-23 Community Legal Aid ck #211266 \$319.07 08-20-23 Community Legal Aid ck #211628 \$350.89 10-10-23 Community Legal Aid ck #212277 \$2,063.86 11-22-23 Community Legal Aid ck #212961 \$986.07 12-20-23 Community Legal Aid ck #213395 \$1,496.17
2020	4	Public Services	9	CV - Public Services	3786	Yes	CV Coleman Professional Services 2023	Coleman Professional Services 01-01-23 through 12-31-23	\$ 73,193.93	\$ 58,806.07	01	2023	267	267	263	0	4	0	0	(PY23): 03-28-23 Coleman ck# 208615 \$4,183.17 04-12-23 Coleman ck# 208020 \$4,166.18 06-07-23 Coleman ck# 208958 \$4,041.66 06-07-23 Coleman ck# 208958 \$3,459.08 08-09-23 Coleman ck# 211075 \$5,211.80 08-09-23 Coleman ck# 211075 \$4,567.18 10-04-23 Coleman ck# 212086 \$3,156.94 11-15-23 Coleman ck# 212842 \$37,184.49 11-15-23 Coleman ck# 212842 \$3,794.56 11-15-23 Coleman ck# 212842 \$3,469.17

PR03- BOSMAC (original)

01/05/24

Page 197

Grantee: WARREN

Rpt Program Year: 2023

Year	Goal #	Goal	Proj ID #	Project Name	IDIS #	CV	Activity Name	Description	Draw In Amount	Balance	Acc Type	Report Year	Actual By Year	2023 Total	X Low	Low	Mod	Non LM	LM Not required	Accomplishment Narrative
2020	4	Public Services	9	CV - Public Services	3789	Yes	CV Warren City Health District Equipment Purchases	Equipment Purchases that assist with Prevention, Preparation, and Response to COVID-19	\$ 26,798.70	\$ -	01	2023	0	0	0	0	0	0	0	(FY23) 06-22-23 - Purchase of Vaccine Fridge Back Up Generator - 05-24-23 GeneForce Inc. cl# 209810 \$13,639.00 07-11-23 - Purchase of Monitor for CV-Nurse - 06-28-23 CDWV Government LLC cl# 210280 \$593.70 08-01-23 - Purchase of Clinic Furniture - 07-26-23 Independence Business Supply cl# 210673 \$7,204.00 08-31-23 - Purchase of Interactive White Board - 08-30-23 ABC cl# 211356 \$2,998.00 12-20-23 - Purchase of Health Clinic Video Doorbell & Intercom System - 10-18-23 ABC cl# 212222 \$2,365.00
2022	5	Affordable Housing and Housing Stability	6	Multi-Family and Single-Family Housing	3776	No	Janet S. Scarbrough / Harrison's Home Improvement	Emergency New Ramp and Door - 1881 Bradford St. NW, Warren, Ohio 44485 - ERP#161	\$ 175.48	\$ -	10	2022, 2023	1,0	0	0	0	0	0	0	(FY22) 10-18-22 A+ Insp \$50.00 11-04-22 Payroll \$989.02 11-18-22 Payroll \$87.74 12-02-22 Payroll \$98.71 12-18-22 Payroll \$87.74 12-21-22 HHI cl#207080 \$10,285.00 (2022-31). (FY23) 01-13-23 Payroll \$175.48
2022	5	Affordable Housing and Housing Stability	6	Multi-Family and Single-Family Housing	3782	No	Ryan M. Mullet-Square One Builders Inc.	Emergency New Roof for House and Attached Garage for 2050 Dodge Dr. NW, Warren, OH 44485-ERP#164	\$ 22,286.18	\$ -	10	2023	1	1	0	0	1	0	0	(FY23) 01-25-23 Bauman cl#207321 \$40.00 (2022-09) 03-10-23 Payroll \$43.87 (2022-09) 03-24-23 Payroll \$22.45 (2022-09) 12-14-22 A+ Home Insp \$50.00 (2022-09) 04-05-23 Square 1 Builders cl#208746 \$3,546.31 (2022-31) 04-05-23 Square 1 Builders cl#208746 \$17,394.89 (2022-09) 04-21-23 Payroll \$78.58 (2022-09) 06-02-23 Payroll \$1,090.28 (2022-09)
2022	5	Affordable Housing and Housing Stability	6	Multi-Family and Single-Family Housing	3788	No	Lori A. Gray/Harrison Home Improvement	Emergency New Roof for 585 Fairfield St. NE, Warren, OH 44483 - ERP#165	\$ 10,982.62	\$ -	10	2023	1	1	0	1	0	0	0	(FY23) 03-10-23 Bauman inv B-22-157 \$40.00 03-24-23 Payroll \$89.80 12-14-22 A+ Home Insp \$50.00 04-07-23 Payroll \$56.13 04-21-23 Payroll \$67.35 05-03-23 HHI - cl#209360 \$10,050.00 05-05-23 Payroll \$22.45 05-19-23 Payroll \$56.13 06-02-23 Payroll \$550.76
2021	5	Affordable Housing and Housing Stability	6	Multi-Family and Single-Family Housing	3794	No	Curtis J. Robinson-Square One Builders Inc.	Emergency New Roof for House and Garage for 950 Diana St. NE, Warren, OH 44483 - ERP#167	\$ 19,499.07	\$ -	10	2023	1	1	0	1	0	0	0	(FY23) 04-05-23 A+ Home Insp \$50.00 05-05-23 Payroll \$89.80 05-19-23 Payroll \$145.82 05-24-23 Square One Builders cl#209812 \$19,000.00 06-02-23 Payroll \$213.35
2023	5	Affordable Housing and Housing Stability	6	Multi-Family and Single-Family Housing	3807	No	Property Maintenance Code Inspectors	Funds to pay the salary of the Property Maintenance Code Inspectors in the Warren City Health Department. (T. Angelo, M. Bartholomew, A. Fusillo and R. Newell)	\$ 50,517.04	\$ -	01	2023	1869	1,869	0	0	0	0	1,869	(FY23) 07-26-23 Payroll \$33.72 (2023-09) 08-08-23 Payroll \$168.60 (2023-09) 08-22-23 Payroll \$11.24 (2023-09) 10-06-23 Payroll \$22.48 (2023-09) 11-01-23 Property Maintenance Inspectors \$50,000.00 (2023-15) 11-03-23 Payroll \$157.36 (2023-09) 11-17-23 Payroll \$89.92 (2023-09) 12-15-23 Payroll \$33.72 (2023-09)  Total Inspections: 845 Total Re-Inspections: 1024
2023	5	Affordable Housing and Housing Stability	6	Multi-Family and Single-Family Housing	3810	No	Debra L. Hall-Square One Builders Inc.	Emergency New Roof for House for 1880 Francis Avenue SE, Warren, OH 44484	\$ 9,159.36	\$ -	10	2023	1	1	0	1	0	0	0	(FY23) 04-05-23 A+ Home Improvements cl# 208746 \$50.00 07-26-23 Bauman cl# 210659 \$40.00 08-25-23 Payroll \$550.76 09-08-23 Payroll \$67.44 09-20-23 Square One Builders cl# 211852 \$9,350.00 09-22-23 Payroll \$101.16



PR03- BOSMAC (original)

01/05/24  
Page 17  
Grantee: WARREN  
Rpt Program Year: 2023

Year	Goal #	Goal	Proj ID #	Project Name	IDIS #	CV	Activity Name	Description	Draw In Amount	Balance	Acc Type	Report Year	Actual By Year	2023 Total	X Low	Low	Mod	Non LM	LM Not required	Accomplishment Narrative
2022	5	Affordable Housing and Housing Stability	6	Multi-Family and Single-Family Housing	3814	No	Denise A. Ketcham-Square One Builders Inc.	Emergency New Roof for House for 2602 Hamilton St. SW, Warren, OH 44484 - ERP#170	\$ 7,451.52	\$ - 4,800.00	10	2023	0	0	0	0	0	0	0	(PY23): 07-12-23 A+ cl# 210562 \$50.00 08-23-23 Bauman cl# 211206 \$40.00 08-08-23 Payroll \$683.16 09-22-23 Payroll \$101.16 10-06-23 Payroll \$44.96 10-20-23 Payroll \$56.20 10-25-23 Square One Builders cl# 212438 \$6,260.00 11-03-23 Payroll \$69.92 (2022-09) 11-17-23 Payroll \$134.88 (2022-09) 12-29-23 Payroll \$11.24 (2022-09)
2023	5	Affordable Housing and Housing Stability	6	Multi-Family and Single-Family Housing	3825	No	Denise A. Ketcham-Square One Builders Inc.	Emergency New Roof for House for 2602 Hamilton St. SW, Warren, OH 44484 - ERP#170	\$ 3,040.00	\$ -	10	2023	0	0	0	0	0	0	0	(PY23): 10-25-23 Square One Builders cl# 212438 \$3,040.00 (P1-37)
2023	5	Affordable Housing and Housing Stability	6	Multi-Family and Single-Family Housing	3831	No	Vanessa I. Haynes Lihua Enterprises Inc. dba Assurance Cooling & Heating	Emergency New Furnace at 1802 Southwest Blvd. SW, Warren, Ohio 44485 - ERP#166	\$ 5,085.24	\$ -	10	2023	1	1	1	0	0	0	0	(PY23): 11-17-23 Payroll \$977.88 11-22-23 Lihua dba Assurance cl#212872 \$3,850.00 12-15-23 Payroll \$134.88 12-29-23 Payroll \$22.48
									\$2,027,827.13	\$678,160.45				179,140	8,845	3,273	1,561	9,053	158,408	

U.S. DEPARTMENT OF HOUSING AND URBAN  
DEVELOPMENT  
OFFICE OF COMMUNITY PLANNING AND DEVELOPMENT  
PR06 - Summary of Consolidated Plan Projects for Report  
Year

DATE: 1/11/2024  
TIME: 9:34:17 AM  
PAGE: 1/1

IDIS

Plan IDIS Year Project	Project Title and Description		Program	Project Estimate	Committed Amount	Amount Drawn Thru Report Year	Amount Available to Draw	Amount Drawn in Report Year
2023 1	Program Administration	Program Administration funds the operation of the Community Development Department in overseeing the projects set forth within the City of Warren. (HOME Admin \$98,367 / HOME CHDO Admin \$40,663)	CDBG	\$243,359.00	\$291,206.69	\$239,860.39	\$51,346.30	\$239,860.39
			HOME	\$139,030.00	\$40,663.10	\$0.00	\$40,663.10	\$0.00
2	Economic Incentives and Loans	These funds will allow the City to enter into Professional Service Contracts for community and economic development activities and will be used for Loans to new and/or expanding businesses in the City of Warren.	CDBG	\$156,999.00	\$0.00	\$0.00	\$0.00	\$0.00
3	Capital Improvements	These funds will be used for streets and sidewalks that are located within the CDBG Target Area; will be utilized in City Parks; will be used for the demolition and clean-up of blighted properties located in the City of Warren; and will be used to match grants and make infrastructure improvements in the City.	CDBG	\$616,439.00	\$489,456.36	\$306,393.36	\$183,063.00	\$306,393.36
4	Public Services	These funds will provide funds to various public service organizations to assist with various programs that assist low-to-moderate income individuals (to include homeless, homebound/limited mobility, youth, and elderly).	CDBG	\$92,000.00	\$93,686.00	\$40,673.81	\$53,012.19	\$40,673.81
5	Fair Housing Compliance	Assist the City in compliance with Fair Housing Laws as required by HUD.	CDBG	\$8,000.00	\$0.00	\$0.00	\$0.00	\$0.00
6	Multi-Family and Single-Family Housing	CDBG Funds will be used to assist homeowners with emergency home repairs needed to correct a health and/or safety threat within the CDBG Target Area; will assist with the costs of property maintenance code investigators in the City Health Department working within the CDBG Target Area.	CDBG	\$100,000.00	\$67,801.64	\$67,801.64	\$0.00	\$67,801.64
		HOME Funds will be used to: assist moderate income families to become home owners; assist in low- to moderate-income owner occupied housing rehabilitation projects; and assist with single-family and/or multi-family construction projects. All HOME Funds (including CHDO Reserve \$121,989) are for projects that are within the HOME Consortium Target Area.	HOME	\$849,675.00	\$0.00	\$0.00	\$0.00	\$0.00

1/1



U.S. Department of Housing and Urban Development  
Office of Community Planning and Development  
Integrated Disbursement and Information System  
CDBG Summary of Accomplishments  
Program Year: 2023

DATE: 01-05-24  
TIME: 12:34  
PAGE: 1

WARREN

Count of CDBG Activities with Disbursements by Activity Group & Matrix Code

Activity Group	Activity Category	Open Count	Open Activities Disbursed	Completed Count	Completed Activities Disbursed	Program Year Count	Total Activities Disbursed
Acquisition	Clearance and Demolition (04)	0	\$0.00	3	\$231,661.58	3	\$231,661.58
	<b>Total Acquisition</b>	<b>0</b>	<b>\$0.00</b>	<b>3</b>	<b>\$231,661.58</b>	<b>3</b>	<b>\$231,661.58</b>
Economic Development	ED Direct Financial Assistance to For-Profits (18A)	0	\$0.00	3	\$190,000.00	3	\$190,000.00
	ED Technical Assistance (18B)	1	\$22,500.00	0	\$0.00	1	\$22,500.00
	<b>Total Economic Development</b>	<b>1</b>	<b>\$22,500.00</b>	<b>3</b>	<b>\$190,000.00</b>	<b>4</b>	<b>\$212,500.00</b>
Housing	Rehab; Single-Unit Residential (14A)	2	\$10,491.52	6	\$67,167.95	8	\$77,659.47
	Code Enforcement (15)	0	\$0.00	1	\$50,517.04	1	\$50,517.04
	<b>Total Housing</b>	<b>2</b>	<b>\$10,491.52</b>	<b>7</b>	<b>\$117,684.99</b>	<b>9</b>	<b>\$128,176.51</b>
Public Facilities and Improvements	Parks, Recreational Facilities (03F)	2	\$9,696.69	0	\$0.00	2	\$9,696.69
	Street Improvements (03K)	4	\$334,679.52	6	\$454,825.39	10	\$789,504.91
	Non-Residential Historic Preservation (16B)	2	\$1,243.06	0	\$0.00	2	\$1,243.06
	<b>Total Public Facilities and Improvements</b>	<b>8</b>	<b>\$345,619.27</b>	<b>6</b>	<b>\$454,825.39</b>	<b>14</b>	<b>\$800,444.66</b>
Public Services	Operating Costs of Homeless/AIDS Patients Programs (03T)	1	\$44.96	1	\$12,112.40	2	\$12,157.36
	Senior Services (05A)	1	\$3,297.24	2	\$5,077.61	3	\$8,374.85
	Youth Services (05D)	0	\$0.00	5	\$38,283.11	5	\$38,283.11
	Fair Housing Activities (if CDBG, then subject to 15% cap) (05J)	0	\$0.00	2	\$6,300.00	2	\$6,300.00
	Other Public Services Not Listed in 05A-05Y, 03T (05Z)	4	\$12,106.81	1	\$11,707.34	5	\$23,814.15
	<b>Total Public Services</b>	<b>6</b>	<b>\$15,449.01</b>	<b>11</b>	<b>\$73,480.46</b>	<b>17</b>	<b>\$88,929.47</b>
General Administration and Planning	General Program Administration (21A)	2	\$182,913.10	3	\$179,812.87	5	\$362,725.97
	<b>Total General Administration and Planning</b>	<b>2</b>	<b>\$182,913.10</b>	<b>3</b>	<b>\$179,812.87</b>	<b>5</b>	<b>\$362,725.97</b>
<b>Grand Total</b>		<b>19</b>	<b>\$576,972.90</b>	<b>33</b>	<b>\$1,247,465.29</b>	<b>52</b>	<b>\$1,824,438.19</b>



U.S. Department of Housing and Urban Development  
Office of Community Planning and Development  
Integrated Disbursement and Information System  
CDBG Summary of Accomplishments  
Program Year: 2023

DATE: 01-05-24  
TIME: 12:34  
PAGE: 2

WARREN

CDBG Sum of Actual Accomplishments by Activity Group and Accomplishment Type

Activity Group	Matrix Code	Accomplishment Type	Open Count	Completed Count	Program Year Totals
Acquisition	Clearance and Demolition (04)	Housing Units	0	9,665	9,665
	<b>Total Acquisition</b>		<b>0</b>	<b>9,665</b>	<b>9,665</b>
Economic Development	ED Direct Financial Assistance to For-Profits (18A)	Business	0	51,505	51,505
		Jobs	0	26	26
	ED Technical Assistance (18B)	Business	51,505	0	51,505
	<b>Total Economic Development</b>		<b>51,505</b>	<b>51,531</b>	<b>103,036</b>
Housing	Rehab; Single-Unit Residential (14A)	Housing Units	0	6	6
	Code Enforcement (15)	Persons	0	33,410	33,410
	<b>Total Housing</b>		<b>0</b>	<b>33,416</b>	<b>33,416</b>
Public Facilities and Improvements	Street Improvements (03K)	Persons	51,505	98,130	149,635
	<b>Total Public Facilities and Improvements</b>		<b>51,505</b>	<b>98,130</b>	<b>149,635</b>
Public Services	Operating Costs of Homeless/AIDS Patients Programs (03T)	Persons	0	171	171
	Senior Services (05A)	Persons	680	2,063	2,743
	Youth Services (05D)	Persons	0	2,123	2,123
	Fair Housing Activities (if CDBG, then subject to 15% cap) (05J)	Persons	0	51,505	51,505
	Other Public Services Not Listed in 05A-05Y, 03T (05Z)	Persons	35,926	17,435	53,361
	<b>Total Public Services</b>		<b>36,606</b>	<b>73,297</b>	<b>109,903</b>
<b>Grand Total</b>			<b>139,616</b>	<b>266,039</b>	<b>405,655</b>



WARREN

CDBG Beneficiaries by Racial / Ethnic Category

Housing-Non Housing	Race	Total Persons	Total Hispanic Persons	Total Households	Total Hispanic Households
Housing	White	0	0	5	0
	Black/African American	0	0	1	0
	<b>Total Housing</b>	<b>0</b>	<b>0</b>	<b>6</b>	<b>0</b>
Non Housing	White	12,059	0	0	0
	Black/African American	10,131	0	0	0
	Asian	36	0	0	0
	American Indian/Alaskan Native	28	0	0	0
	American Indian/Alaskan Native & White	32	0	0	0
	Black/African American & White	627	1	0	0
	Other multi-racial	177	35	0	0
	<b>Total Non Housing</b>	<b>23,090</b>	<b>36</b>	<b>0</b>	<b>0</b>
Grand Total	White	12,059	0	5	0
	Black/African American	10,131	0	1	0
	Asian	36	0	0	0
	American Indian/Alaskan Native	28	0	0	0
	American Indian/Alaskan Native & White	32	0	0	0
	Black/African American & White	627	1	0	0
	Other multi-racial	177	35	0	0
	<b>Total Grand Total</b>	<b>23,090</b>	<b>36</b>	<b>6</b>	<b>0</b>



WARREN

**CDBG Beneficiaries by Income Category** [\(Click here to view activities\)](#)

	Income Levels	Owner Occupied	Renter Occupied	Persons
Housing	Extremely Low (<=30%)	1	0	0
	Low (>30% and <=50%)	3	0	0
	Mod (>50% and <=80%)	1	0	0
	Total Low-Mod	5	0	0
	Non Low-Mod (>80%)	0	0	0
	Total Beneficiaries	5	0	0
Non Housing	Extremely Low (<=30%)	0	0	8,478
	Low (>30% and <=50%)	0	0	3,266
	Mod (>50% and <=80%)	0	0	1,556
	Total Low-Mod	0	0	13,300
	Non Low-Mod (>80%)	0	0	9,053
	Total Beneficiaries	0	0	22,353



U.S. Department of Housing and Urban Development  
Office of Community Planning and Development  
Integrated Disbursement and Information System  
HOME Summary of Accomplishments

DATE: 01-05-24  
TIME: 13:02  
PAGE: 1

Program Year: 2023  
Start Date 01-Jan-2023 - End Date 31-Dec-2023

**WARREN CONSORTIUM**  
**Home Disbursements and Unit Completions**

Activity Type	Disbursed Amount	Units Completed	Units Occupied
First Time Homebuyers	\$256,511.16	2	2
Total, Homebuyers and Homeowners	\$256,511.16	2	2
<b>Grand Total</b>	<b>\$256,511.16</b>	<b>2</b>	<b>2</b>

**Home Unit Completions by Percent of Area Median Income**

Activity Type	Units Completed			
	51% - 60%	61% - 80%	Total 0% - 60%	Total 0% - 80%
First Time Homebuyers	1	1	1	2
Total, Homebuyers and Homeowners	1	1	1	2
<b>Grand Total</b>	<b>1</b>	<b>1</b>	<b>1</b>	<b>2</b>

**Home Unit Reported As Vacant**

Activity Type	Reported as Vacant
First Time Homebuyers	0
Total, Homebuyers and Homeowners	0
<b>Grand Total</b>	<b>0</b>

Program Year: 2023  
Start Date 01-Jan-2023 - End Date 31-Dec-2023

**WARREN CONSORTIUM**


**Home Unit Completions by Racial / Ethnic Category**

<b>First Time Homebuyers</b>				
	<b>Units Completed</b>	<b>Units Completed - Hispanics</b>		
White	2	0		
<b>Total</b>	<b>2</b>	<b>0</b>		

<b>Total, Homebuyers and Homeowners</b>				<b>Grand Total</b>
	<b>Units Completed</b>	<b>Units Completed - Hispanics</b>	<b>Units Completed</b>	<b>Units Completed - Hispanics</b>
White	2	0	2	0
<b>Total</b>	<b>2</b>	<b>0</b>	<b>2</b>	<b>0</b>



	Office of Community Planning and Development	DATE:	01-09-24
	U.S. Department of Housing and Urban Development	TIME:	12:15
	Integrated Disbursement and Information System	PAGE:	1
	PR26 - CDBG Financial Summary Report Program Year 2023 WARREN , OH		

**PART I: SUMMARY OF CDBG RESOURCES**

01 UNEXPENDED CDBG FUNDS AT END OF PREVIOUS PROGRAM YEAR	1,529,689.02
02 ENTITLEMENT GRANT	1,171,297.00
03 SURPLUS URBAN RENEWAL	0.00
04 SECTION 108 GUARANTEED LOAN FUNDS	0.00
05 CURRENT YEAR PROGRAM INCOME	284,736.58
05a CURRENT YEAR SECTION 108 PROGRAM INCOME (FOR SI TYPE)	0.00
06 FUNDS RETURNED TO THE LINE-OF-CREDIT	0.00
06a FUNDS RETURNED TO THE LOCAL CDBG ACCOUNT	0.00
07 ADJUSTMENT TO COMPUTE TOTAL AVAILABLE	0.00
08 TOTAL AVAILABLE (SUM, LINES 01-07)	2,985,722.60

**PART II: SUMMARY OF CDBG EXPENDITURES**

09 DISBURSEMENTS OTHER THAN SECTION 108 REPAYMENTS AND PLANNING/ADMINISTRATION	1,461,712.22
10 ADJUSTMENT TO COMPUTE TOTAL AMOUNT SUBJECT TO LOW/MOD BENEFIT	0.00
11 AMOUNT SUBJECT TO LOW/MOD BENEFIT (LINE 09 + LINE 10)	1,461,712.22
12 DISBURSED IN IDIS FOR PLANNING/ADMINISTRATION	362,725.97
13 DISBURSED IN IDIS FOR SECTION 108 REPAYMENTS	0.00
14 ADJUSTMENT TO COMPUTE TOTAL EXPENDITURES	0.00
15 TOTAL EXPENDITURES (SUM, LINES 11-14)	1,824,438.19
16 UNEXPENDED BALANCE (LINE 08 - LINE 15)	1,161,284.41

**PART III: LOWMOD BENEFIT THIS REPORTING PERIOD**

17 EXPENDED FOR LOW/MOD HOUSING IN SPECIAL AREAS	0.00
18 EXPENDED FOR LOW/MOD MULTI-UNIT HOUSING	0.00
19 DISBURSED FOR OTHER LOW/MOD ACTIVITIES	1,461,712.22
20 ADJUSTMENT TO COMPUTE TOTAL LOW/MOD CREDIT	0.00
21 TOTAL LOW/MOD CREDIT (SUM, LINES 17-20)	1,461,712.22
22 PERCENT LOW/MOD CREDIT (LINE 21/LINE 11)	100.00%

**LOW/MOD BENEFIT FOR MULTI-YEAR CERTIFICATIONS**

23 PROGRAM YEARS(PY) COVERED IN CERTIFICATION	PY: PY: PY:
24 CUMULATIVE NET EXPENDITURES SUBJECT TO LOW/MOD BENEFIT CALCULATION	0.00
25 CUMULATIVE EXPENDITURES BENEFITTING LOW/MOD PERSONS	0.00
26 PERCENT BENEFIT TO LOW/MOD PERSONS (LINE 25/LINE 24)	0.00%

**PART IV: PUBLIC SERVICE (PS) CAP CALCULATIONS**

27 DISBURSED IN IDIS FOR PUBLIC SERVICES	88,929.47
28 PS UNLIQUIDATED OBLIGATIONS AT END OF CURRENT PROGRAM YEAR	61,012.19
29 PS UNLIQUIDATED OBLIGATIONS AT END OF PREVIOUS PROGRAM YEAR	45,810.00
30 ADJUSTMENT TO COMPUTE TOTAL PS OBLIGATIONS	0.00
31 TOTAL PS OBLIGATIONS (LINE 27 + LINE 28 - LINE 29 + LINE 30)	104,131.66
32 ENTITLEMENT GRANT	1,171,297.00
33 PRIOR YEAR PROGRAM INCOME	165,558.65
34 ADJUSTMENT TO COMPUTE TOTAL SUBJECT TO PS CAP	0.00
35 TOTAL SUBJECT TO PS CAP (SUM, LINES 32-34)	1,336,855.65
36 PERCENT FUNDS OBLIGATED FOR PS ACTIVITIES (LINE 31/LINE 35)	7.79%

**PART V: PLANNING AND ADMINISTRATION (PA) CAP**

37 DISBURSED IN IDIS FOR PLANNING/ADMINISTRATION	362,725.97
38 PA UNLIQUIDATED OBLIGATIONS AT END OF CURRENT PROGRAM YEAR	51,346.30
39 PA UNLIQUIDATED OBLIGATIONS AT END OF PREVIOUS PROGRAM YEAR	122,865.58
40 ADJUSTMENT TO COMPUTE TOTAL PA OBLIGATIONS	0.00
41 TOTAL PA OBLIGATIONS (LINE 37 + LINE 38 - LINE 39 +LINE 40)	291,206.69
42 ENTITLEMENT GRANT	1,171,297.00
43 CURRENT YEAR PROGRAM INCOME	284,736.58
44 ADJUSTMENT TO COMPUTE TOTAL SUBJECT TO PA CAP	0.00
45 TOTAL SUBJECT TO PA CAP (SUM, LINES 42-44)	1,456,033.58
46 PERCENT FUNDS OBLIGATED FOR PA ACTIVITIES (LINE 41/LINE 45)	20.00%

**LINE 17 DETAIL: ACTIVITIES TO CONSIDER IN DETERMINING THE AMOUNT TO ENTER ON LINE 17**

No data returned for this view. This might be because the applied filter excludes all data.

**LINE 18 DETAIL: ACTIVITIES TO CONSIDER IN DETERMINING THE AMOUNT TO ENTER ON LINE 18**

No data returned for this view. This might be because the applied filter excludes all data.

**LINE 19 DETAIL: ACTIVITIES INCLUDED IN THE COMPUTATION OF LINE 19**

Plan Year	IDIS Project	IDIS Activity	Voucher Number	Activity Name	Matrix Code	National Objective	Drawn Amount
2022	3	3780	6736861	Amphitheater Fence Project (Phase 2)	03F	LMA	\$54.00
2022	3	3780	6748197	Amphitheater Fence Project (Phase 2)	03F	LMA	\$2,680.00
2022	3	3780	6750597	Amphitheater Fence Project (Phase 2)	03F	LMA	\$1,250.00
2022	3	3780	6756454	Amphitheater Fence Project (Phase 2)	03F	LMA	\$499.50
2022	3	3780	6760069	Amphitheater Fence Project (Phase 2)	03F	LMA	\$1,527.90
2022	3	3780	6762663	Amphitheater Fence Project (Phase 2)	03F	LMA	\$337.50
2022	3	3780	6765691	Amphitheater Fence Project (Phase 2)	03F	LMA	\$50.93
2022	3	3780	6770830	Amphitheater Fence Project (Phase 2)	03F	LMA	\$101.86
2022	3	3780	6777564	Amphitheater Fence Project (Phase 2)	03F	LMA	\$101.86
2022	3	3780	6781125	Amphitheater Fence Project (Phase 2)	03F	LMA	\$152.79
2022	3	3780	6786605	Amphitheater Fence Project (Phase 2)	03F	LMA	\$152.79
2022	3	3780	6791531	Amphitheater Fence Project (Phase 2)	03F	LMA	\$152.79
2022	3	3780	6797441	Amphitheater Fence Project (Phase 2)	03F	LMA	\$101.86
2022	3	3780	6799459	Amphitheater Fence Project (Phase 2)	03F	LMA	\$334.50
2022	3	3780	6802329	Amphitheater Fence Project (Phase 2)	03F	LMA	\$101.86
2022	3	3780	6804447	Amphitheater Fence Project (Phase 2)	03F	LMA	\$111.50
2022	3	3780	6808123	Amphitheater Fence Project (Phase 2)	03F	LMA	\$152.79
2022	3	3780	6819511	Amphitheater Fence Project (Phase 2)	03F	LMA	\$203.96
2022	3	3780	6825192	Amphitheater Fence Project (Phase 2)	03F	LMA	\$127.48
2022	3	3780	6825941	Amphitheater Fence Project (Phase 2)	03F	LMA	\$557.50
2022	3	3780	6828367	Amphitheater Fence Project (Phase 2)	03F	LMA	\$127.48
2022	3	3780	6833830	Amphitheater Fence Project (Phase 2)	03F	LMA	\$305.94
2022	3	3780	6837801	Amphitheater Fence Project (Phase 2)	03F	LMA	\$152.97
2022	3	3780	6842293	Amphitheater Fence Project (Phase 2)	03F	LMA	\$50.99
2022	3	3780	6847488	Amphitheater Fence Project (Phase 2)	03F	LMA	\$203.96
2022	3	3780	6851391	Amphitheater Fence Project (Phase 2)	03F	LMA	\$101.98
					<b>03F</b>	<b>Matrix Code</b>	<b>\$9,696.69</b>
2021	3	3699	6737919	Street Resurfacing 2021	03K	LMA	\$12.41
2021	3	3699	6739010	Street Resurfacing 2021	03K	LMA	\$148.95
2021	3	3699	6742386	Street Resurfacing 2021	03K	LMA	\$10,413.35
2021	3	3699	6742497	Street Resurfacing 2021	03K	LMA	\$248.25
2021	3	3765	6737180	Street Resurfacing 2022	03K	LMA	\$348,399.44
2021	3	3765	6774205	Street Resurfacing 2022	03K	LMA	\$21,600.56
2021	3	3765	6777216	Street Resurfacing 2022	03K	LMA	\$50.93
2022	3	3764	6736861	Street Resurfacing 2022	03K	LMA	\$307.55
2022	3	3764	6737180	Street Resurfacing 2022	03K	LMA	\$73,250.00
2022	3	3764	6739010	Street Resurfacing 2022	03K	LMA	\$49.65
2022	3	3764	6739014	Street Resurfacing 2022	03K	LMA	\$40.00
2022	3	3764	6742497	Street Resurfacing 2022	03K	LMA	\$49.65
2022	3	3764	6749452	Street Resurfacing 2022	03K	LMA	\$50.93
2022	3	3764	6755740	Street Resurfacing 2022	03K	LMA	\$50.93
2022	3	3764	6760069	Street Resurfacing 2022	03K	LMA	\$101.86
2022	3	3764	6765691	Street Resurfacing 2022	03K	LMA	\$50.93
2022	3	3819	6825941	Golden Triangle Infrastructure Improvement Project	03K	LMA	\$48,065.36
2022	3	3819	6832968	Golden Triangle Infrastructure Improvement Project	03K	LMA	\$6,934.64
2023	3	3811	6804447	Street Resurfacing 2023	03K	LMA	\$216.00
2023	3	3811	6808106	Street Resurfacing 2023	03K	LMA	\$40.00
2023	3	3811	6808123	Street Resurfacing 2023	03K	LMA	\$1,156.86
2023	3	3811	6819511	Street Resurfacing 2023	03K	LMA	\$254.95
2023	3	3811	6825192	Street Resurfacing 2023	03K	LMA	\$254.95

Plan Year	IDIS Project	IDIS Activity	Voucher Number	Activity Name	Matrix Code	National Objective	Drawn Amount
2023	3	3811	6828367	Street Resurfacing 2023	03K	LMA	\$356.93
2023	3	3811	6833830	Street Resurfacing 2023	03K	LMA	\$152.97
2023	3	3811	6837801	Street Resurfacing 2023	03K	LMA	\$203.96
2023	3	3811	6842293	Street Resurfacing 2023	03K	LMA	\$254.95
2023	3	3811	6847488	Street Resurfacing 2023	03K	LMA	\$662.87
2023	3	3811	6851391	Street Resurfacing 2023	03K	LMA	\$662.87
2023	3	3811	6851435	Street Resurfacing 2023	03K	LMA	\$170,023.31
2023	3	3812	6851435	Street Resurfacing 2023	03K	LMA	\$85,000.00
2023	3	3818	6832968	Golden Triangle Infrastructure Improvement Project	03K	LMA	\$20,438.90
					<b>03K</b>	<b>Matrix Code</b>	<b>\$789,504.91</b>
2022	4	3755	6781125	2022-Christy House Emergency Shelter	03T	LMC	\$22.48
2022	4	3755	6786605	2022-Christy House Emergency Shelter	03T	LMC	\$22.48
2022	4	3755	6787036	2022-Christy House Emergency Shelter	03T	LMC	\$12,000.00
2022	4	3755	6791531	2022-Christy House Emergency Shelter	03T	LMC	\$67.44
2023	4	3798	6789515	2023-Christy House Emergency Shelter	03T	LMC	\$11.24
2023	4	3798	6797441	2023-Christy House Emergency Shelter	03T	LMC	\$11.24
2023	4	3798	6819511	2023-Christy House Emergency Shelter	03T	LMC	\$11.24
2023	4	3798	6825192	2023-Christy House Emergency Shelter	03T	LMC	\$11.24
					<b>03T</b>	<b>Matrix Code</b>	<b>\$12,157.36</b>
2020	3	3781	6736911	2023 Asbestos Abatement & Demolition Project (Round 1)	04	LMA	\$2,346.00
2020	3	3781	6739010	2023 Asbestos Abatement & Demolition Project (Round 1)	04	LMA	\$1,241.25
2020	3	3781	6749452	2023 Asbestos Abatement & Demolition Project (Round 1)	04	LMA	\$101.86
2020	3	3781	6765005	2023 Asbestos Abatement & Demolition Project (Round 1)	04	LMA	\$58,509.26
2020	3	3781	6765111	2023 Asbestos Abatement & Demolition Project (Round 1)	04	LMA	\$8,790.74
2020	3	3781	6765691	2023 Asbestos Abatement & Demolition Project (Round 1)	04	LMA	\$50.93
2022	3	3817	6820757	2023 Asbestos Abatement & Demolition Project (Round 2)	04	LMA	\$156.00
2022	3	3817	6831182	2023 Asbestos Abatement & Demolition Project (Round 2)	04	LMA	\$37,744.77
2022	3	3817	6833830	2023 Asbestos Abatement & Demolition Project (Round 2)	04	LMA	\$203.96
2022	3	3817	6837798	2023 Asbestos Abatement & Demolition Project (Round 2)	04	LMA	\$20,150.00
2022	3	3817	6837801	2023 Asbestos Abatement & Demolition Project (Round 2)	04	LMA	\$101.98
2022	3	3817	6847482	2023 Asbestos Abatement & Demolition Project (Round 2)	04	LMA	\$75,500.00
2022	3	3817	6851391	2023 Asbestos Abatement & Demolition Project (Round 2)	04	LMA	\$50.99
2023	3	3816	6825192	2023 Asbestos Abatement & Demolition Project (Round 2)	04	LMA	\$1,682.67
2023	3	3816	6828041	2023 Asbestos Abatement & Demolition Project (Round 2)	04	LMA	\$840.00
2023	3	3816	6828367	2023 Asbestos Abatement & Demolition Project (Round 2)	04	LMA	\$101.98
2023	3	3816	6831180	2023 Asbestos Abatement & Demolition Project (Round 2)	04	LMA	\$22,255.23
2023	3	3816	6836220	2023 Asbestos Abatement & Demolition Project (Round 2)	04	LMA	\$1,630.00
2023	3	3816	6847488	2023 Asbestos Abatement & Demolition Project (Round 2)	04	LMA	\$203.96
					<b>04</b>	<b>Matrix Code</b>	<b>\$231,661.58</b>
2022	4	3759	6736861	2022-SCOPE Inc.	05A	LMC	\$54.83
2022	4	3759	6738804	2022-SCOPE Inc.	05A	LMC	\$524.00
2022	4	3759	6738815	2022-SCOPE Inc.	05A	LMC	\$540.00
2022	4	3759	6739010	2022-SCOPE Inc.	05A	LMC	\$10.97
2022	4	3759	6742497	2022-SCOPE Inc.	05A	LMC	\$109.68
2022	4	3759	6746209	2022-SCOPE Inc.	05A	LMC	\$544.00
2022	4	3759	6749452	2022-SCOPE Inc.	05A	LMC	\$56.13
2022	4	3759	6750999	2022-SCOPE Inc.	05A	LMC	\$56.00
2022	4	3759	6755031	2022-SCOPE Inc.	05A	LMC	\$168.37
2022	4	3761	6736861	2022-Trumbull Mobile Meals	05A	LMC	\$175.49
2022	4	3761	6738830	2022-Trumbull Mobile Meals	05A	LMC	\$725.00
2022	4	3761	6738841	2022-Trumbull Mobile Meals	05A	LMC	\$855.00
2022	4	3761	6739010	2022-Trumbull Mobile Meals	05A	LMC	\$32.90
2022	4	3761	6742497	2022-Trumbull Mobile Meals	05A	LMC	\$120.63
2022	4	3761	6746206	2022-Trumbull Mobile Meals	05A	LMC	\$780.00
2022	4	3761	6749452	2022-Trumbull Mobile Meals	05A	LMC	\$56.13
2022	4	3761	6755031	2022-Trumbull Mobile Meals	05A	LMC	\$67.35
2022	4	3761	6756757	2022-Trumbull Mobile Meals	05A	LMC	\$145.00
2022	4	3761	6760069	2022-Trumbull Mobile Meals	05A	LMC	\$56.13
2023	4	3803	6789515	2023-SCOPE INC OF TRUMBULL COUNTY	05A	LMC	\$11.24
2023	4	3803	6797441	2023-SCOPE INC OF TRUMBULL COUNTY	05A	LMC	\$11.24
2023	4	3803	6805112	2023-SCOPE INC OF TRUMBULL COUNTY	05A	LMC	\$560.00
2023	4	3803	6808123	2023-SCOPE INC OF TRUMBULL COUNTY	05A	LMC	\$89.92
2023	4	3803	6812540	2023-SCOPE INC OF TRUMBULL COUNTY	05A	LMC	\$11.24
2023	4	3803	6818726	2023-SCOPE INC OF TRUMBULL COUNTY	05A	LMC	\$532.00
2023	4	3803	6819511	2023-SCOPE INC OF TRUMBULL COUNTY	05A	LMC	\$33.72
2023	4	3803	6825192	2023-SCOPE INC OF TRUMBULL COUNTY	05A	LMC	\$89.92
2023	4	3803	6827347	2023-SCOPE INC OF TRUMBULL COUNTY	05A	LMC	\$536.00
2023	4	3803	6828367	2023-SCOPE INC OF TRUMBULL COUNTY	05A	LMC	\$33.72
2023	4	3803	6833830	2023-SCOPE INC OF TRUMBULL COUNTY	05A	LMC	\$56.20
2023	4	3803	6837224	2023-SCOPE INC OF TRUMBULL COUNTY	05A	LMC	\$532.00

Program Year 2023

WARREN , OH

Plan Year	IDIS Project	IDIS Activity	Voucher Number	Activity Name	Matrix Code	National Objective	Drawn Amount
2023	4	3803	6837801	2023-SCOPE INC OF TRUMBULL COUNTY	05A	LMC	\$67.44
2023	4	3803	6847460	2023-SCOPE INC OF TRUMBULL COUNTY	05A	LMC	\$564.00
2023	4	3803	6847488	2023-SCOPE INC OF TRUMBULL COUNTY	05A	LMC	\$89.92
2023	4	3803	6851391	2023-SCOPE INC OF TRUMBULL COUNTY	05A	LMC	\$78.68
					<b>05A</b>	<b>Matrix Code</b>	<b>\$8,374.85</b>
2020	4	3648	6736861	2020-Warren Philharmonic Orchestra	05D	LMC	\$120.65
2020	4	3648	6738875	2020-Warren Philharmonic Orchestra	05D	LMC	\$2,809.00
2020	4	3648	6739010	2020-Warren Philharmonic Orchestra	05D	LMC	\$21.94
2020	4	3648	6742497	2020-Warren Philharmonic Orchestra	05D	LMC	\$87.74
2022	4	3758	6781125	2022-Mahoning Valley College Access Program	05D	LMC	\$11.24
2022	4	3758	6786605	2022-Mahoning Valley College Access Program	05D	LMC	\$44.96
2022	4	3758	6787033	2022-Mahoning Valley College Access Program	05D	LMC	\$5,000.00
2022	4	3758	6791531	2022-Mahoning Valley College Access Program	05D	LMC	\$56.20
2022	4	3762	6751000	2022-Warren Philharmonic Orchestra	05D	LMC	\$4,828.00
2022	4	3762	6755031	2022-Warren Philharmonic Orchestra	05D	LMC	\$78.58
2023	4	3801	6789515	2023-Inspiring Minds	05D	LMC	\$11.24
2023	4	3801	6797441	2023-Inspiring Minds	05D	LMC	\$11.24
2023	4	3801	6815249	2023-Inspiring Minds	05D	LMC	\$20,000.00
2023	4	3801	6819511	2023-Inspiring Minds	05D	LMC	\$101.16
2023	4	3802	6789515	2023-Mahoning Valley College Access Program	05D	LMC	\$11.24
2023	4	3802	6797441	2023-Mahoning Valley College Access Program	05D	LMC	\$11.24
2023	4	3802	6805111	2023-Mahoning Valley College Access Program	05D	LMC	\$5,000.00
2023	4	3802	6808126	2023-Mahoning Valley College Access Program	05D	LMC	\$78.68
					<b>05D</b>	<b>Matrix Code</b>	<b>\$38,283.11</b>
2021	5	3791	6775215	Fair Housing - Training & Outreach 2021	05J	LMA	\$1,300.00
2022	5	3790	6849554	Fair Housing Intake 2023 - Community Legal Aid	05J	LMA	\$5,000.00
					<b>05J</b>	<b>Matrix Code</b>	<b>\$6,300.00</b>
2022	4	3756	6736861	2022-Community Volunteer Council	05Z	LMC	\$131.61
2022	4	3756	6738762	2022-Community Volunteer Council	05Z	LMC	\$2,093.00
2022	4	3756	6739010	2022-Community Volunteer Council	05Z	LMC	\$76.77
2022	4	3756	6742497	2022-Community Volunteer Council	05Z	LMC	\$109.68
2022	4	3756	6746211	2022-Community Volunteer Council	05Z	LMC	\$1,232.98
2022	4	3756	6749452	2022-Community Volunteer Council	05Z	LMC	\$101.02
2022	4	3756	6755031	2022-Community Volunteer Council	05Z	LMC	\$67.35
2022	4	3756	6756760	2022-Community Volunteer Council	05Z	LMC	\$1,025.50
2022	4	3756	6760069	2022-Community Volunteer Council	05Z	LMC	\$44.90
2022	4	3756	6765691	2022-Community Volunteer Council	05Z	LMC	\$56.13
2022	4	3756	6774169	2022-Community Volunteer Council	05Z	LMC	\$1,127.82
2022	4	3756	6777564	2022-Community Volunteer Council	05Z	LMC	\$67.44
2022	4	3756	6781125	2022-Community Volunteer Council	05Z	LMC	\$44.96
2022	4	3756	6786605	2022-Community Volunteer Council	05Z	LMC	\$11.24
2022	4	3756	6787080	2022-Community Volunteer Council	05Z	LMC	\$1,339.00
2022	4	3756	6791531	2022-Community Volunteer Council	05Z	LMC	\$89.92
2022	4	3756	6797441	2022-Community Volunteer Council	05Z	LMC	\$33.72
2022	4	3756	6797808	2022-Community Volunteer Council	05Z	LMC	\$1,291.00
2022	4	3756	6802329	2022-Community Volunteer Council	05Z	LMC	\$33.72
2022	4	3756	6808123	2022-Community Volunteer Council	05Z	LMC	\$33.72
2022	4	3756	6808540	2022-Community Volunteer Council	05Z	LMC	\$1,029.00
2022	4	3756	6812540	2022-Community Volunteer Council	05Z	LMC	\$67.44
2022	4	3756	6822355	2022-Community Volunteer Council	05Z	LMC	\$1,565.70
2022	4	3756	6825192	2022-Community Volunteer Council	05Z	LMC	\$33.72
2023	4	3799	6789515	2023-Community Volunteer Council	05Z	LMC	\$11.24
2023	4	3799	6791531	2023-Community Volunteer Council	05Z	LMC	\$11.24
2023	4	3799	6797441	2023-Community Volunteer Council	05Z	LMC	\$22.48
2023	4	3799	6819511	2023-Community Volunteer Council	05Z	LMC	\$11.24
2023	4	3799	6825192	2023-Community Volunteer Council	05Z	LMC	\$11.24
2023	4	3799	6828367	2023-Community Volunteer Council	05Z	LMC	\$33.72
2023	4	3799	6833830	2023-Community Volunteer Council	05Z	LMC	\$22.48
2023	4	3799	6837801	2023-Community Volunteer Council	05Z	LMC	\$11.24
2023	4	3799	6847459	2023-Community Volunteer Council	05Z	LMC	\$1,015.67
2023	4	3799	6847488	2023-Community Volunteer Council	05Z	LMC	\$33.72
2023	4	3799	6851391	2023-Community Volunteer Council	05Z	LMC	\$78.68
2023	4	3799	6851563	2023-Community Volunteer Council	05Z	LMC	\$918.00
2023	4	3800	6789515	2023-Flying High Inc.	05Z	LMCSV	\$11.24
2023	4	3800	6797441	2023-Flying High Inc.	05Z	LMCSV	\$22.48
2023	4	3800	6802329	2023-Flying High Inc.	05Z	LMCSV	\$33.72
2023	4	3800	6802471	2023-Flying High Inc.	05Z	LMCSV	\$700.00
2023	4	3800	6808123	2023-Flying High Inc.	05Z	LMCSV	\$67.44
2023	4	3800	6819511	2023-Flying High Inc.	05Z	LMCSV	\$11.24
2023	4	3800	6822865	2023-Flying High Inc.	05Z	LMCSV	\$2,594.39

Program Year 2023

WARREN , OH

Plan Year	IDIS Project	IDIS Activity	Voucher Number	Activity Name	Matrix Code	National Objective	Drawn Amount
2023	4	3800	6825192	2023-Flying High Inc.	05Z	LMCSV	\$67.44
2023	4	3800	6828367	2023-Flying High Inc.	05Z	LMCSV	\$67.44
2023	4	3800	6833830	2023-Flying High Inc.	05Z	LMCSV	\$22.48
2023	4	3800	6837801	2023-Flying High Inc.	05Z	LMCSV	\$22.48
2023	4	3800	6847461	2023-Flying High Inc.	05Z	LMCSV	\$619.75
2023	4	3800	6847488	2023-Flying High Inc.	05Z	LMCSV	\$33.72
2023	4	3800	6851391	2023-Flying High Inc.	05Z	LMCSV	\$134.88
2023	4	3800	6851563	2023-Flying High Inc.	05Z	LMCSV	\$5,416.00
2023	4	3804	6789515	2023-Trumbull Mobile Meals Inc.	05Z	LMC	\$11.24
2023	4	3804	6797441	2023-Trumbull Mobile Meals Inc.	05Z	LMC	\$11.24
2023	4	3804	6819511	2023-Trumbull Mobile Meals Inc.	05Z	LMC	\$11.24
2023	4	3804	6825192	2023-Trumbull Mobile Meals Inc.	05Z	LMC	\$11.24
2023	4	3805	6790507	2023-Western Reserve Independent Living Center	05Z	LMA	\$11.24
2023	4	3805	6797441	2023-Western Reserve Independent Living Center	05Z	LMA	\$22.48
2023	4	3805	6819511	2023-Western Reserve Independent Living Center	05Z	LMA	\$11.24
2023	4	3805	6825192	2023-Western Reserve Independent Living Center	05Z	LMA	\$11.24
					<b>05Z</b>	<b>Matrix Code</b>	<b>\$23,814.15</b>
2021	6	3794	6760069	Curtis J. Robinson-Square One Builders Inc.	14A	LMH	\$50.00
2021	6	3794	6765691	Curtis J. Robinson-Square One Builders Inc.	14A	LMH	\$89.80
2021	6	3794	6770830	Curtis J. Robinson-Square One Builders Inc.	14A	LMH	\$145.92
2021	6	3794	6774192	Curtis J. Robinson-Square One Builders Inc.	14A	LMH	\$19,000.00
2021	6	3794	6777564	Curtis J. Robinson-Square One Builders Inc.	14A	LMH	\$213.35
2022	6	3776	6737919	Janet S. Scarbrough / Harrisons Home Improvement	14A	LMH	\$175.48
2022	6	3782	6738453	Ryan M. Mullet-Square One Builders Inc.	14A	LMH	\$40.00
2022	6	3782	6742497	Ryan M. Mullet-Square One Builders Inc.	14A	LMH	\$43.87
2022	6	3782	6749452	Ryan M. Mullet-Square One Builders Inc.	14A	LMH	\$22.45
2022	6	3782	6750597	Ryan M. Mullet-Square One Builders Inc.	14A	LMH	\$50.00
2022	6	3782	6753518	Ryan M. Mullet-Square One Builders Inc.	14A	LMH	\$20,941.00
2022	6	3782	6760069	Ryan M. Mullet-Square One Builders Inc.	14A	LMH	\$78.58
2022	6	3782	6777564	Ryan M. Mullet-Square One Builders Inc.	14A	LMH	\$1,090.28
2022	6	3788	6742519	Lori A. Gray/Harrison Home Improvement	14A	LMH	\$40.00
2022	6	3788	6749452	Lori A. Gray/Harrison Home Improvement	14A	LMH	\$89.80
2022	6	3788	6750597	Lori A. Gray/Harrison Home Improvement	14A	LMH	\$50.00
2022	6	3788	6755031	Lori A. Gray/Harrison Home Improvement	14A	LMH	\$56.13
2022	6	3788	6760069	Lori A. Gray/Harrison Home Improvement	14A	LMH	\$67.35
2022	6	3788	6765443	Lori A. Gray/Harrison Home Improvement	14A	LMH	\$10,050.00
2022	6	3788	6765691	Lori A. Gray/Harrison Home Improvement	14A	LMH	\$22.45
2022	6	3788	6770830	Lori A. Gray/Harrison Home Improvement	14A	LMH	\$56.13
2022	6	3788	6777564	Lori A. Gray/Harrison Home Improvement	14A	LMH	\$550.76
2022	6	3814	6809982	Denise A. Ketcham-Square One Builders Inc.	14A	LMH	\$90.00
2022	6	3814	6812540	Denise A. Ketcham-Square One Builders Inc.	14A	LMH	\$663.16
2022	6	3814	6819511	Denise A. Ketcham-Square One Builders Inc.	14A	LMH	\$101.16
2022	6	3814	6825192	Denise A. Ketcham-Square One Builders Inc.	14A	LMH	\$44.96
2022	6	3814	6828367	Denise A. Ketcham-Square One Builders Inc.	14A	LMH	\$56.20
2022	6	3814	6832078	Denise A. Ketcham-Square One Builders Inc.	14A	LMH	\$6,260.00
2022	6	3814	6833830	Denise A. Ketcham-Square One Builders Inc.	14A	LMH	\$89.92
2022	6	3814	6837801	Denise A. Ketcham-Square One Builders Inc.	14A	LMH	\$134.88
2022	6	3814	6851391	Denise A. Ketcham-Square One Builders Inc.	14A	LMH	\$11.24
2023	6	3810	6801600	Debbra L. Hall-Square One Builders Inc.	14A	LMH	\$90.00
2023	6	3810	6808123	Debbra L. Hall-Square One Builders Inc.	14A	LMH	\$550.76
2023	6	3810	6812540	Debbra L. Hall-Square One Builders Inc.	14A	LMH	\$67.44
2023	6	3810	6818729	Debbra L. Hall-Square One Builders Inc.	14A	LMH	\$8,350.00
2023	6	3810	6819511	Debbra L. Hall-Square One Builders Inc.	14A	LMH	\$101.16
2023	6	3825	6832079	Denise A. Ketcham-Square One Builders Inc.	14A	LMH	\$3,040.00
2023	6	3831	6837801	Vanessa I. Haynes-Lihua Enterprises Inc. dba Assurance Cooling & Heating	14A	LMH	\$977.88
2023	6	3831	6843290	Vanessa I. Haynes-Lihua Enterprises Inc. dba Assurance Cooling & Heating	14A	LMH	\$3,950.00
2023	6	3831	6847488	Vanessa I. Haynes-Lihua Enterprises Inc. dba Assurance Cooling & Heating	14A	LMH	\$134.88
2023	6	3831	6851391	Vanessa I. Haynes-Lihua Enterprises Inc. dba Assurance Cooling & Heating	14A	LMH	\$22.48
					<b>14A</b>	<b>Matrix Code</b>	<b>\$77,659.47</b>
2023	6	3807	6797441	Property Maintenance Code Inspectors	15	LMA	\$33.72
2023	6	3807	6812540	Property Maintenance Code Inspectors	15	LMA	\$168.60
2023	6	3807	6819511	Property Maintenance Code Inspectors	15	LMA	\$11.24
2023	6	3807	6825192	Property Maintenance Code Inspectors	15	LMA	\$22.48
2023	6	3807	6833830	Property Maintenance Code Inspectors	15	LMA	\$157.36
2023	6	3807	6837687	Property Maintenance Code Inspectors	15	LMA	\$50,000.00
2023	6	3807	6837801	Property Maintenance Code Inspectors	15	LMA	\$89.92
2023	6	3807	6847488	Property Maintenance Code Inspectors	15	LMA	\$33.72
					<b>15</b>	<b>Matrix Code</b>	<b>\$50,517.04</b>
2020	3	3732	6736861	Trumbull County Historical Society - Morgan History Center	16B	LMA	\$198.60
2020	3	3732	6755031	Trumbull County Historical Society - Morgan History Center	16B	LMA	\$101.86

Program Year 2023  
WARREN , OH

Plan Year	IDIS Project	IDIS Activity	Voucher Number	Activity Name	Matrix Code	National Objective	Drawn Amount
2020	3	3732	6760069	Trumbull County Historical Society - Morgan History Center	16B	LMA	\$76.40
2020	3	3732	6765691	Trumbull County Historical Society - Morgan History Center	16B	LMA	\$50.93
2020	3	3732	6777564	Trumbull County Historical Society - Morgan History Center	16B	LMA	\$25.47
2020	3	3732	6786605	Trumbull County Historical Society - Morgan History Center	16B	LMA	\$12.73
2020	3	3732	6791531	Trumbull County Historical Society - Morgan History Center	16B	LMA	\$12.73
2020	3	3732	6797441	Trumbull County Historical Society - Morgan History Center	16B	LMA	\$25.46
2022	3	3773	6802329	Trumbull County Historical Society - Morgan History Center	16B	LMA	\$356.51
2022	3	3773	6808123	Trumbull County Historical Society - Morgan History Center	16B	LMA	\$50.93
2022	3	3773	6819511	Trumbull County Historical Society - Morgan History Center	16B	LMA	\$101.98
2022	3	3773	6825192	Trumbull County Historical Society - Morgan History Center	16B	LMA	\$50.99
2022	3	3773	6828367	Trumbull County Historical Society - Morgan History Center	16B	LMA	\$25.50
2022	3	3773	6842293	Trumbull County Historical Society - Morgan History Center	16B	LMA	\$101.98
2022	3	3773	6847488	Trumbull County Historical Society - Morgan History Center	16B	LMA	\$50.99
					<b>16B</b>	<b>Matrix Code</b>	<b>\$1,243.06</b>
2022	2	3772	6777671	WRAP - Anthony VanKirk, LLC dba Downtown 124	18A	LMJ	\$50,000.00
2022	2	3796	6767262	Valley Partners - Doughlicious Bakery, LLC	18A	LMA	\$42,644.64
2022	2	3796	6767270	Valley Partners - Doughlicious Bakery, LLC	18A	LMA	\$42,302.56
2022	2	3797	6767262	Valley Partners - Doughlicious Bakery, LLC	18A	LMA	\$55,052.80
					<b>18A</b>	<b>Matrix Code</b>	<b>\$190,000.00</b>
2022	2	3792	6756454	Economic Development 2023 - YBI/MBAC	18B	LMA	\$7,500.00
2022	2	3792	6791620	Economic Development 2023 - YBI/MBAC	18B	LMA	\$7,500.00
2022	2	3792	6836220	Economic Development 2023 - YBI/MBAC	18B	LMA	\$7,500.00
					<b>18B</b>	<b>Matrix Code</b>	<b>\$22,500.00</b>
<b>Total</b>							<b>\$1,461,712.22</b>

LINE 27 DETAIL: ACTIVITIES INCLUDED IN THE COMPUTATION OF LINE 27

Plan Year	IDIS Project	IDIS Activity	Voucher Number	Activity to prevent, prepare for, and respond to Coronavirus	Activity Name	Grant Number	Fund Type	Matrix Code	National Objective	Drawn Amount
2022	4	3755	6781125	No	2022-Christy House Emergency Shelter	B22MC390022	EN	03T	LMC	\$22.48
2022	4	3755	6786605	No	2022-Christy House Emergency Shelter	B22MC390022	EN	03T	LMC	\$22.48
2022	4	3755	6787036	No	2022-Christy House Emergency Shelter	B22MC390022	EN	03T	LMC	\$12,000.00
2022	4	3755	6791531	No	2022-Christy House Emergency Shelter	B22MC390022	EN	03T	LMC	\$67.44
2023	4	3798	6789515	No	2023-Christy House Emergency Shelter	B23MC390022	EN	03T	LMC	\$11.24
2023	4	3798	6797441	No	2023-Christy House Emergency Shelter	B23MC390022	EN	03T	LMC	\$11.24
2023	4	3798	6819511	No	2023-Christy House Emergency Shelter	B23MC390022	EN	03T	LMC	\$11.24
2023	4	3798	6825192	No	2023-Christy House Emergency Shelter	B23MC390022	EN	03T	LMC	\$11.24
								<b>03T</b>	<b>Matrix Code</b>	<b>\$12,157.36</b>
2022	4	3759	6736861	No	2022-SCOPE Inc.	B22MC390022	EN	05A	LMC	\$54.83
2022	4	3759	6738804	No	2022-SCOPE Inc.	B22MC390022	EN	05A	LMC	\$524.00
2022	4	3759	6738815	No	2022-SCOPE Inc.	B22MC390022	EN	05A	LMC	\$540.00
2022	4	3759	6739010	No	2022-SCOPE Inc.	B22MC390022	EN	05A	LMC	\$10.97
2022	4	3759	6742497	No	2022-SCOPE Inc.	B22MC390022	EN	05A	LMC	\$109.68
2022	4	3759	6746209	No	2022-SCOPE Inc.	B22MC390022	EN	05A	LMC	\$544.00
2022	4	3759	6749452	No	2022-SCOPE Inc.	B22MC390022	EN	05A	LMC	\$56.13
2022	4	3759	6750999	No	2022-SCOPE Inc.	B22MC390022	EN	05A	LMC	\$56.00
2022	4	3759	6755031	No	2022-SCOPE Inc.	B22MC390022	EN	05A	LMC	\$168.37
2022	4	3761	6736861	No	2022-Trumbull Mobile Meals	B22MC390022	EN	05A	LMC	\$175.49
2022	4	3761	6738830	No	2022-Trumbull Mobile Meals	B22MC390022	EN	05A	LMC	\$725.00
2022	4	3761	6738841	No	2022-Trumbull Mobile Meals	B22MC390022	EN	05A	LMC	\$855.00
2022	4	3761	6739010	No	2022-Trumbull Mobile Meals	B22MC390022	EN	05A	LMC	\$32.90
2022	4	3761	6742497	No	2022-Trumbull Mobile Meals	B22MC390022	EN	05A	LMC	\$120.63
2022	4	3761	6746206	No	2022-Trumbull Mobile Meals	B22MC390022	EN	05A	LMC	\$780.00
2022	4	3761	6749452	No	2022-Trumbull Mobile Meals	B22MC390022	EN	05A	LMC	\$56.13
2022	4	3761	6755031	No	2022-Trumbull Mobile Meals	B22MC390022	EN	05A	LMC	\$67.35
2022	4	3761	6756757	No	2022-Trumbull Mobile Meals	B22MC390022	EN	05A	LMC	\$145.00
2022	4	3761	6760069	No	2022-Trumbull Mobile Meals	B22MC390022	EN	05A	LMC	\$56.13
2023	4	3803	6789515	No	2023-SCOPE INC OF TRUMBULL COUNTY	B23MC390022	EN	05A	LMC	\$11.24
2023	4	3803	6797441	No	2023-SCOPE INC OF TRUMBULL COUNTY	B23MC390022	EN	05A	LMC	\$11.24
2023	4	3803	6805112	No	2023-SCOPE INC OF TRUMBULL COUNTY	B23MC390022	EN	05A	LMC	\$560.00
2023	4	3803	6808123	No	2023-SCOPE INC OF TRUMBULL COUNTY	B23MC390022	EN	05A	LMC	\$89.92
2023	4	3803	6812540	No	2023-SCOPE INC OF TRUMBULL COUNTY	B23MC390022	EN	05A	LMC	\$11.24
2023	4	3803	6818726	No	2023-SCOPE INC OF TRUMBULL COUNTY	B23MC390022	EN	05A	LMC	\$532.00
2023	4	3803	6819511	No	2023-SCOPE INC OF TRUMBULL COUNTY	B23MC390022	EN	05A	LMC	\$33.72
2023	4	3803	6825192	No	2023-SCOPE INC OF TRUMBULL COUNTY	B23MC390022	EN	05A	LMC	\$89.92
2023	4	3803	6827347	No	2023-SCOPE INC OF TRUMBULL COUNTY	B23MC390022	EN	05A	LMC	\$536.00
2023	4	3803	6828367	No	2023-SCOPE INC OF TRUMBULL COUNTY	B23MC390022	EN	05A	LMC	\$33.72

WARREN , OH

Plan Year	IDIS Project	IDIS Activity	Voucher Number	Activity to prevent, prepare for, and respond to Coronavirus	Activity Name	Grant Number	Fund Type	Matrix Code	National Objective	Drawn Amount
2023	4	3803	6833830	No	2023-SCOPE INC OF TRUMBULL COUNTY	B23MC390022	EN	05A	LMC	\$56.20
2023	4	3803	6837224	No	2023-SCOPE INC OF TRUMBULL COUNTY	B23MC390022	EN	05A	LMC	\$532.00
2023	4	3803	6837801	No	2023-SCOPE INC OF TRUMBULL COUNTY	B23MC390022	EN	05A	LMC	\$67.44
2023	4	3803	6847460	No	2023-SCOPE INC OF TRUMBULL COUNTY	B23MC390022	EN	05A	LMC	\$564.00
2023	4	3803	6847488	No	2023-SCOPE INC OF TRUMBULL COUNTY	B23MC390022	EN	05A	LMC	\$89.92
2023	4	3803	6851391	No	2023-SCOPE INC OF TRUMBULL COUNTY	B23MC390022	EN	05A	LMC	\$78.68
										<b>\$8,374.85</b>
2020	4	3648	6736861	No	2020-Warren Philharmonic Orchestra	B20MC390022	EN	05D	LMC	\$120.65
2020	4	3648	6738875	No	2020-Warren Philharmonic Orchestra	B20MC390022	EN	05D	LMC	\$2,809.00
2020	4	3648	6739010	No	2020-Warren Philharmonic Orchestra	B20MC390022	EN	05D	LMC	\$21.94
2020	4	3648	6742497	No	2020-Warren Philharmonic Orchestra	B20MC390022	EN	05D	LMC	\$87.74
2022	4	3758	6781125	No	2022-Mahoning Valley College Access Program	B22MC390022	EN	05D	LMC	\$11.24
2022	4	3758	6786605	No	2022-Mahoning Valley College Access Program	B22MC390022	EN	05D	LMC	\$44.96
2022	4	3758	6787033	No	2022-Mahoning Valley College Access Program	B22MC390022	EN	05D	LMC	\$5,000.00
2022	4	3758	6791531	No	2022-Mahoning Valley College Access Program	B22MC390022	EN	05D	LMC	\$56.20
2022	4	3762	6751000	No	2022-Warren Philharmonic Orchestra	B22MC390022	EN	05D	LMC	\$4,828.00
2022	4	3762	6755031	No	2022-Warren Philharmonic Orchestra	B22MC390022	EN	05D	LMC	\$78.58
2023	4	3801	6789515	No	2023-Inspiring Minds	B23MC390022	EN	05D	LMC	\$11.24
2023	4	3801	6797441	No	2023-Inspiring Minds	B23MC390022	EN	05D	LMC	\$11.24
2023	4	3801	6815249	No	2023-Inspiring Minds	B23MC390022	EN	05D	LMC	\$20,000.00
2023	4	3801	6819511	No	2023-Inspiring Minds	B23MC390022	EN	05D	LMC	\$101.16
2023	4	3802	6789515	No	2023-Mahoning Valley College Access Program	B23MC390022	EN	05D	LMC	\$11.24
2023	4	3802	6797441	No	2023-Mahoning Valley College Access Program	B23MC390022	EN	05D	LMC	\$11.24
2023	4	3802	6805111	No	2023-Mahoning Valley College Access Program	B23MC390022	EN	05D	LMC	\$5,000.00
2023	4	3802	6808126	No	2023-Mahoning Valley College Access Program	B23MC390022	EN	05D	LMC	\$78.68
										<b>\$38,283.11</b>
2021	5	3791	6775215	No	Fair Housing - Training & Outreach 2021	B21MC390022	EN	05J	LMA	\$1,300.00
2022	5	3790	6849554	No	Fair Housing Intake 2023 - Community Legal Aid	B22MC390022	EN	05J	LMA	\$5,000.00
										<b>\$6,300.00</b>
2022	4	3756	6736861	No	2022-Community Volunteer Council	B22MC390022	EN	05Z	LMC	\$131.61
2022	4	3756	6738762	No	2022-Community Volunteer Council	B22MC390022	EN	05Z	LMC	\$2,093.00
2022	4	3756	6739010	No	2022-Community Volunteer Council	B22MC390022	EN	05Z	LMC	\$76.77
2022	4	3756	6742497	No	2022-Community Volunteer Council	B22MC390022	EN	05Z	LMC	\$109.68
2022	4	3756	6746211	No	2022-Community Volunteer Council	B22MC390022	EN	05Z	LMC	\$1,232.98
2022	4	3756	6749452	No	2022-Community Volunteer Council	B22MC390022	EN	05Z	LMC	\$101.02
2022	4	3756	6755031	No	2022-Community Volunteer Council	B22MC390022	EN	05Z	LMC	\$67.35
2022	4	3756	6756760	No	2022-Community Volunteer Council	B22MC390022	EN	05Z	LMC	\$1,025.50
2022	4	3756	6760069	No	2022-Community Volunteer Council	B22MC390022	EN	05Z	LMC	\$44.90
2022	4	3756	6765691	No	2022-Community Volunteer Council	B22MC390022	EN	05Z	LMC	\$56.13
2022	4	3756	6774169	No	2022-Community Volunteer Council	B22MC390022	EN	05Z	LMC	\$1,127.82
2022	4	3756	6777564	No	2022-Community Volunteer Council	B22MC390022	EN	05Z	LMC	\$67.44
2022	4	3756	6781125	No	2022-Community Volunteer Council	B22MC390022	EN	05Z	LMC	\$44.96
2022	4	3756	6786605	No	2022-Community Volunteer Council	B22MC390022	EN	05Z	LMC	\$11.24
2022	4	3756	6787080	No	2022-Community Volunteer Council	B22MC390022	EN	05Z	LMC	\$1,339.00
2022	4	3756	6791531	No	2022-Community Volunteer Council	B22MC390022	EN	05Z	LMC	\$89.92
2022	4	3756	6797441	No	2022-Community Volunteer Council	B22MC390022	EN	05Z	LMC	\$33.72
2022	4	3756	6797808	No	2022-Community Volunteer Council	B22MC390022	EN	05Z	LMC	\$1,291.00
2022	4	3756	6802329	No	2022-Community Volunteer Council	B22MC390022	EN	05Z	LMC	\$33.72
2022	4	3756	6808123	No	2022-Community Volunteer Council	B22MC390022	EN	05Z	LMC	\$33.72
2022	4	3756	6808540	No	2022-Community Volunteer Council	B22MC390022	EN	05Z	LMC	\$1,029.00
2022	4	3756	6812540	No	2022-Community Volunteer Council	B22MC390022	EN	05Z	LMC	\$67.44
2022	4	3756	6822355	No	2022-Community Volunteer Council	B22MC390022	EN	05Z	LMC	\$1,565.70
2022	4	3756	6825192	No	2022-Community Volunteer Council	B22MC390022	EN	05Z	LMC	\$33.72
2023	4	3799	6789515	No	2023-Community Volunteer Council	B23MC390022	EN	05Z	LMC	\$11.24
2023	4	3799	6791531	No	2023-Community Volunteer Council	B23MC390022	EN	05Z	LMC	\$11.24
2023	4	3799	6797441	No	2023-Community Volunteer Council	B23MC390022	EN	05Z	LMC	\$22.48
2023	4	3799	6819511	No	2023-Community Volunteer Council	B23MC390022	EN	05Z	LMC	\$11.24
2023	4	3799	6825192	No	2023-Community Volunteer Council	B23MC390022	EN	05Z	LMC	\$11.24
2023	4	3799	6828367	No	2023-Community Volunteer Council	B23MC390022	EN	05Z	LMC	\$33.72
2023	4	3799	6833830	No	2023-Community Volunteer Council	B23MC390022	EN	05Z	LMC	\$22.48
2023	4	3799	6837801	No	2023-Community Volunteer Council	B23MC390022	EN	05Z	LMC	\$11.24
2023	4	3799	6847459	No	2023-Community Volunteer Council	B23MC390022	EN	05Z	LMC	\$1,015.67
2023	4	3799	6847488	No	2023-Community Volunteer Council	B23MC390022	EN	05Z	LMC	\$33.72
2023	4	3799	6851391	No	2023-Community Volunteer Council	B23MC390022	EN	05Z	LMC	\$78.68
2023	4	3799	6851563	No	2023-Community Volunteer Council	B23MC390022	EN	05Z	LMC	\$918.00
2023	4	3800	6789515	No	2023-Flying High Inc.	B23MC390022	EN	05Z	LMCSV	\$11.24
2023	4	3800	6797441	No	2023-Flying High Inc.	B23MC390022	EN	05Z	LMCSV	\$22.48
2023	4	3800	6802329	No	2023-Flying High Inc.	B23MC390022	EN	05Z	LMCSV	\$33.72

Program Year 2023

WARREN , OH

Plan Year	IDIS Project	IDIS Activity	Voucher Number	Activity to prevent, prepare for, and respond to Coronavirus	Activity Name	Grant Number	Fund Type	Matrix Code	National Objective	Drawn Amount
2023	4	3800	6802471	No	2023-Flying High Inc.	B23MC390022	EN	05Z	LMCSV	\$700.00
2023	4	3800	6808123	No	2023-Flying High Inc.	B23MC390022	EN	05Z	LMCSV	\$67.44
2023	4	3800	6819511	No	2023-Flying High Inc.	B23MC390022	EN	05Z	LMCSV	\$11.24
2023	4	3800	6822865	No	2023-Flying High Inc.	B23MC390022	EN	05Z	LMCSV	\$2,594.39
2023	4	3800	6825192	No	2023-Flying High Inc.	B23MC390022	EN	05Z	LMCSV	\$67.44
2023	4	3800	6828367	No	2023-Flying High Inc.	B23MC390022	EN	05Z	LMCSV	\$67.44
2023	4	3800	6833830	No	2023-Flying High Inc.	B23MC390022	EN	05Z	LMCSV	\$22.48
2023	4	3800	6837801	No	2023-Flying High Inc.	B23MC390022	EN	05Z	LMCSV	\$22.48
2023	4	3800	6847461	No	2023-Flying High Inc.	B23MC390022	EN	05Z	LMCSV	\$619.75
2023	4	3800	6847488	No	2023-Flying High Inc.	B23MC390022	EN	05Z	LMCSV	\$33.72
2023	4	3800	6851391	No	2023-Flying High Inc.	B23MC390022	EN	05Z	LMCSV	\$134.88
2023	4	3800	6851563	No	2023-Flying High Inc.	B23MC390022	EN	05Z	LMCSV	\$5,416.00
2023	4	3804	6789515	No	2023-Trumbull Mobile Meals Inc.	B23MC390022	EN	05Z	LMC	\$11.24
2023	4	3804	6797441	No	2023-Trumbull Mobile Meals Inc.	B23MC390022	EN	05Z	LMC	\$11.24
2023	4	3804	6819511	No	2023-Trumbull Mobile Meals Inc.	B23MC390022	EN	05Z	LMC	\$11.24
2023	4	3804	6825192	No	2023-Trumbull Mobile Meals Inc.	B23MC390022	EN	05Z	LMC	\$11.24
2023	4	3805	6790507	No	2023-Western Reserve Independent Living Center	B23MC390022	EN	05Z	LMA	\$11.24
2023	4	3805	6797441	No	2023-Western Reserve Independent Living Center	B23MC390022	EN	05Z	LMA	\$22.48
2023	4	3805	6819511	No	2023-Western Reserve Independent Living Center	B23MC390022	EN	05Z	LMA	\$11.24
2023	4	3805	6825192	No	2023-Western Reserve Independent Living Center	B23MC390022	EN	05Z	LMA	\$11.24
									<b>05Z Matrix Code</b>	<b>\$23,814.15</b>
										<b>\$88,929.47</b>
										<b>\$88,929.47</b>


Total

LINE 37 DETAIL: ACTIVITIES INCLUDED IN THE COMPUTATION OF LINE 37

Plan Year	IDIS Project	IDIS Activity	Voucher Number	Activity Name	Matrix Code	National Objective	Drawn Amount
2022	1	3766	6736870	2022 Program Administration	21A		\$120,216.58
2022	1	3766	6738464	2022 Program Administration	21A		\$40.00
2022	1	3766	6739012	2022 Program Administration	21A		\$39.00
2022	1	3766	6739954	2022 Program Administration	21A		\$160.00
2022	1	3766	6748199	2022 Program Administration	21A		\$223.30
2022	1	3766	6749422	2022 Program Administration	21A		\$116.70
2022	1	3766	6755043	2022 Program Administration	21A		\$789.97
2022	1	3766	6762666	2022 Program Administration	21A		\$160.03
2022	1	3766	6770856	2022 Program Administration	21A		\$1,120.00
2023	1	3783	6739014	2023 Program Income Admin - Revolving Loan	21A		\$1,519.88
2023	1	3783	6749441	2023 Program Income Admin - Revolving Loan	21A		\$808.65
2023	1	3783	6760055	2023 Program Income Admin - Revolving Loan	21A		\$869.94
2023	1	3783	6770847	2023 Program Income Admin - Revolving Loan	21A		\$859.94
2023	1	3783	6781128	2023 Program Income Admin - Revolving Loan	21A		\$1,098.65
2023	1	3783	6797432	2023 Program Income Admin - Revolving Loan	21A		\$808.65
2023	1	3783	6808106	2023 Program Income Admin - Revolving Loan	21A		\$1,019.94
2023	1	3783	6825206	2023 Program Income Admin - Revolving Loan	21A		\$858.65
2023	1	3783	6828382	2023 Program Income Admin - Revolving Loan	21A		\$992.14
2023	1	3783	6842291	2023 Program Income Admin - Revolving Loan	21A		\$6,650.27
2023	1	3783	6847492	2023 Program Income Admin - Revolving Loan	21A		\$3,441.06
2023	1	3783	6849928	2023 Program Income Admin - Revolving Loan	21A		\$28,655.93
2023	1	3783	6851400	2023 Program Income Admin - Revolving Loan	21A		\$822.09
2023	1	3784	6739014	2023 Program Income Admin - Projects	21A		\$10.00
2023	1	3784	6755048	2023 Program Income Admin - Projects	21A		\$2,197.69
2023	1	3784	6802323	2023 Program Income Admin - Projects	21A		\$10.00
2023	1	3784	6825206	2023 Program Income Admin - Projects	21A		\$4,753.05
2023	1	3784	6828382	2023 Program Income Admin - Projects	21A		\$1,570.76
2023	1	3806	6789491	2023 Program Administration	21A		\$101,209.32
2023	1	3806	6790506	2023 Program Administration	21A		\$50.00
2023	1	3806	6791540	2023 Program Administration	21A		\$6,987.18
2023	1	3806	6791619	2023 Program Administration	21A		\$124.57
2023	1	3806	6793421	2023 Program Administration	21A		\$150.00
2023	1	3806	6797459	2023 Program Administration	21A		\$4,578.58
2023	1	3806	6799456	2023 Program Administration	21A		\$66.29
2023	1	3806	6802336	2023 Program Administration	21A		\$7,195.20
2023	1	3806	6807492	2023 Program Administration	21A		\$120.00
2023	1	3806	6808128	2023 Program Administration	21A		\$2,414.18
2023	1	3806	6809971	2023 Program Administration	21A		\$160.00
2023	1	3806	6812545	2023 Program Administration	21A		\$7,222.17



Plan Year	IDIS Project	IDIS Activity	Voucher Number	Activity Name	Matrix Code	National Objective	Drawn Amount
2023	1	3806	6817405	2023 Program Administration	21A		\$597.71
2023	1	3806	6819514	2023 Program Administration	21A		\$4,096.34
2023	1	3806	6820236	2023 Program Administration	21A		\$607.61
2023	1	3806	6820754	2023 Program Administration	21A		\$1,016.36
2023	1	3806	6821456	2023 Program Administration	21A		\$21,094.88
2023	1	3806	6828386	2023 Program Administration	21A		\$2,035.64
2023	1	3806	6829821	2023 Program Administration	21A		\$240.00
2023	1	3806	6831173	2023 Program Administration	21A		\$84.30
2023	1	3806	6832942	2023 Program Administration	21A		\$190.00
2023	1	3806	6833835	2023 Program Administration	21A		\$6,357.51
2023	1	3806	6837858	2023 Program Administration	21A		\$3,428.20
2023	1	3806	6844561	2023 Program Administration	21A		\$160.00
2023	1	3806	6846373	2023 Program Administration	21A		\$250.00
2023	1	3806	6847519	2023 Program Administration	21A		\$43.20
2023	1	3806	6849558	2023 Program Administration	21A		\$146.48
2023	1	3806	6851475	2023 Program Administration	21A		\$8,274.45
2023	1	3806	6851508	2023 Program Administration	21A		\$781.18
2023	1	3806	6851885	2023 Program Administration	21A		\$3,231.75
<b>Total</b>					<b>21A</b>	<b>Matrix Code</b>	<b>\$362,725.97</b>
							<b>\$362,725.97</b>

	Office of Community Planning and Development	DATE:	01-09-24
	U.S. Department of Housing and Urban Development	TIME:	12:21
	Integrated Disbursement and Information System	PAGE:	1
	PR26 - CDBG-CV Financial Summary Report		
	WARREN , OH		

**PART I: SUMMARY OF CDBG-CV RESOURCES**

01 CDBG-CV GRANT	908,161.00
02 FUNDS RETURNED TO THE LINE-OF-CREDIT	0.00
03 FUNDS RETURNED TO THE LOCAL CDBG ACCOUNT	0.00
04 TOTAL CDBG-CV FUNDS AWARDED	908,161.00

**PART II: SUMMARY OF CDBG-CV EXPENDITURES**

05 DISBURSEMENTS OTHER THAN SECTION 108 REPAYMENTS AND PLANNING/ADMINISTRATION	610,005.15
06 DISBURSED IN IDIS FOR PLANNING/ADMINISTRATION	154,743.24
07 DISBURSED IN IDIS FOR SECTION 108 REPAYMENTS	0.00
08 TOTAL EXPENDITURES (SUM, LINES 05 - 07)	764,748.39
09 UNEXPENDED BALANCE (LINE 04 - LINE8 )	143,412.61

**PART III: LOWMOD BENEFIT FOR THE CDBG-CV GRANT**


10 EXPENDED FOR LOW/MOD HOUSING IN SPECIAL AREAS	0.00
11 EXPENDED FOR LOW/MOD MULTI-UNIT HOUSING	0.00
12 DISBURSED FOR OTHER LOW/MOD ACTIVITIES	610,005.15
13 TOTAL LOW/MOD CREDIT (SUM, LINES 10 - 12)	610,005.15
14 AMOUNT SUBJECT TO LOW/MOD BENEFIT (LINE 05)	610,005.15
15 PERCENT LOW/MOD CREDIT (LINE 13/LINE 14)	100.00%

**PART IV: PUBLIC SERVICE (PS) CALCULATIONS**

16 DISBURSED IN IDIS FOR PUBLIC SERVICES	496,541.69
17 CDBG-CV GRANT	908,161.00
18 PERCENT OF FUNDS DISBURSED FOR PS ACTIVITIES (LINE 16/LINE 17)	54.68%

**PART V: PLANNING AND ADMINISTRATION (PA) CAP**

19 DISBURSED IN IDIS FOR PLANNING/ADMINISTRATION	154,743.24
20 CDBG-CV GRANT	908,161.00
21 PERCENT OF FUNDS DISBURSED FOR PA ACTIVITIES (LINE 19/LINE 20)	17.04%

	Office of Community Planning and Development	DATE:	01-09-24
	U.S. Department of Housing and Urban Development	TIME:	12:21
	Integrated Disbursement and Information System	PAGE:	2
	PR26 - CDBG-CV Financial Summary Report		
	WARREN , OH		

**LINE 10 DETAIL: ACTIVITIES TO CONSIDER IN DETERMINING THE AMOUNT TO ENTER ON LINE 10**

No data returned for this view. This might be because the applied filter excludes all data.

**LINE 11 DETAIL: ACTIVITIES TO CONSIDER IN DETERMINING THE AMOUNT TO ENTER ON LINE 11**

No data returned for this view. This might be because the applied filter excludes all data.

**LINE 12 DETAIL: ACTIVITIES INCLUDED IN THE COMPUTATION OF LINE 12**


Plan Year	IDIS Project	IDIS Activity	Voucher Number	Activity Name	Matrix Code	National Objective	Drawn Amount
2020	8	3604	6401998	CV Loan - The Speakeasy Lounge	18A	LMA	\$4,275.00
		3608	6401997	CV Loan - Artistic Silk Screening LLC	18A	LMA	\$1,400.00
			6407244	CV Loan - Artistic Silk Screening LLC	18A	LMA	\$1,400.00
		3609	6401997	CV Loan - Artistically U Dance Studio	18A	LMA	\$4,000.00
		3610	6401997	CV Loan - Beautiful Whirl'd	18A	LMA	\$2,000.00
		3611	6401997	CV Loan - 5 Grands Fashion Boutique	18A	LMA	\$1,560.00
			6444907	CV Loan - 5 Grands Fashion Boutique	18A	LMA	\$1,560.00
		3612	6401997	CV Loan - Bee & Bee LLC	18A	LMA	\$2,750.00
		3613	6407244	CV Loan - BRITE Energy Innovators	18A	LMA	\$1,750.00
		3614	6401997	CV Loan - Buena Vista Cafe	18A	LMA	\$5,000.00
		3615	6401997	CV Loan - Charbenay's Wine on the River	18A	LMA	\$5,000.00
		3616	6401997	CV Loan - St. Paul Children's Rainbow Preschool	18A	LMA	\$1,900.00
			6407244	CV Loan - St. Paul Children's Rainbow Preschool	18A	LMA	\$1,900.00
		3617	6401997	CV Loan - The D5 Group, LLC	18A	LMA	\$500.00
		3618	6401997	CV Loan - Gees Custom Shops	18A	LMA	\$425.00
			6407244	CV Loan - Gees Custom Shops	18A	LMA	\$425.00
		3619	6401997	CV Loan - George's Corporation - Ohio Inn	18A	LMA	\$5,000.00
		3620	6401997	CV Loan - Greek Delights, LLC	18A	LMA	\$5,000.00
		3621	6401997	CV Loan - Hodas Tobacco	18A	LMA	\$2,800.00
		3622	6401997	CV Loan - Jacked A3, LLC	18A	LMA	\$2,500.00
			6407244	CV Loan - Jacked A3, LLC	18A	LMA	\$1,683.73
			6444907	CV Loan - Jacked A3, LLC	18A	LMA	\$816.27
		3623	6401997	CV Loan - Marquita Lyles Insurance Agency	18A	LMA	\$950.00
			6407244	CV Loan - Marquita Lyles Insurance Agency	18A	LMA	\$950.00
		3624	6407249	CV Loan - The Pitt Boss BBQ and Gamers Lounge	18A	LMA	\$4,175.00
		3625	6401997	CV Loan - Kia Rucker	18A	LMA	\$750.00
			6444907	CV Loan - Kia Rucker	18A	LMA	\$750.00
		3626	6401997	CV Loan - Salon Genesis, LLC	18A	LMA	\$1,425.00
			6407244	CV Loan - Salon Genesis, LLC	18A	LMA	\$1,425.00
		3627	6401997	CV Loan - Scruples Hair Salon	18A	LMA	\$250.00
		3628	6407244	CV Loan - Studio Hair After	18A	LMA	\$1,125.00
		3629	6401998	CV Loan - Sunrise Inn	18A	LMA	\$5,000.00
		3630	6401997	CV Loan - Carol A Tereba DDS Inc.	18A	LMA	\$4,337.00
		3631	6401998	CV Loan - Trumbull Family Fitness	18A	LMA	\$5,000.00
		3632	6401997	CV Loan - Trumbull Massotherapy Center	18A	LMA	\$850.00
			6407244	CV Loan - Trumbull Massotherapy Center	18A	LMA	\$500.00
		3633	6401997	CV Loan - University at Larchmont	18A	LMA	\$3,000.00

Plan Year	IDIS Project	IDIS Activity	Voucher Number	Activity Name	Matrix Code	National Objective	Drawn Amount
2020	8	3634	6401997	CV Loan - Up A Creek Tavern	18A	LMA	\$5,000.00
		3635	6401998	CV Loan - Warren Design & Build	18A	LMA	\$1,000.00
		3636	6401997	CV Loan - West and Main	18A	LMA	\$2,500.00
			6407244	CV Loan - West and Main	18A	LMA	\$2,500.00
		3637	6401998	CV Loan - The Mocha House	18A	LMA	\$5,000.00
		3638	6407244	CV Loan - Family & Friends Home Care LLC	18A	LMA	\$2,025.00
		3660	6459778	CV Loan - All American Cards & Comics	18A	LMA	\$150.00
		3661	6444907	CV Loan - Beehive Beauty Salon	18A	LMA	\$1,000.00
		3662	6459778	CV Loan - Downtown Grooming Lounge	18A	LMA	\$1,800.00
		3663	6459778	CV Loan - Rhonda's House Home Health Care, LLC	18A	LMA	\$1,573.83
		3664	6459778	CV Loan - Trumbull Art Gallery	18A	LMA	\$2,882.63
		3665	6459778	CV Loan - VFW Post #1090	18A	LMA	\$3,900.00
	9	3191	6474346	CV Warren City Health District Wages for Medical Personnel	05M	LMA	\$8,343.50
			6481936	CV Warren City Health District Wages for Medical Personnel	05M	LMA	\$10,054.00
			6492497	CV Warren City Health District Wages for Medical Personnel	05M	LMA	\$8,943.00
			6508701	CV Warren City Health District Wages for Medical Personnel	05M	LMA	\$7,546.00
			6518592	CV Warren City Health District Wages for Medical Personnel	05M	LMA	\$7,447.00
			6530003	CV Warren City Health District Wages for Medical Personnel	05M	LMA	\$6,561.50
			6547110	CV Warren City Health District Wages for Medical Personnel	05M	LMA	\$5,291.00
			6553507	CV Warren City Health District Wages for Medical Personnel	05M	LMA	\$10,538.00
			6565605	CV Warren City Health District Wages for Medical Personnel	05M	LMA	\$8,805.50
			6574306	CV Warren City Health District Wages for Medical Personnel	05M	LMA	\$14,665.00
			6601785	CV Warren City Health District Wages for Medical Personnel	05M	LMA	\$21,133.00
			6627864	CV Warren City Health District Wages for Medical Personnel	05M	LMA	\$4,301.00
			6631258	CV Warren City Health District Wages for Medical Personnel	05M	LMA	\$2,750.00
			6633414	CV Warren City Health District Wages for Medical Personnel	05M	LMA	\$2,739.00
			6650134	CV Warren City Health District Wages for Medical Personnel	05M	LMA	\$3,256.00
			6675308	CV Warren City Health District Wages for Medical Personnel	05M	LMA	\$4,037.00
			6699259	CV Warren City Health District Wages for Medical Personnel	05M	LMA	\$19,872.50
			6701408	CV Warren City Health District Wages for Medical Personnel	05M	LMA	\$18,964.50
			6717444	CV Warren City Health District Wages for Medical Personnel	05M	LMA	\$13,016.50
			6736327	CV Warren City Health District Wages for Medical Personnel	05M	LMA	\$4,796.00
			6736905	CV Warren City Health District Wages for Medical Personnel	05M	LMA	\$4,647.50
			6749712	CV Warren City Health District Wages for Medical Personnel	05M	LMA	\$5,016.00
			6762774	CV Warren City Health District Wages for Medical Personnel	05M	LMA	\$4,206.20
			6767047	CV Warren City Health District Wages for Medical Personnel	05M	LMA	\$4,607.25
			6780007	CV Warren City Health District Wages for Medical Personnel	05M	LMA	\$4,191.00
			6793433	CV Warren City Health District Wages for Medical Personnel	05M	LMA	\$4,685.95
			6806484	CV Warren City Health District Wages for Medical Personnel	05M	LMA	\$4,323.00
			6821263	CV Warren City Health District Wages for Medical Personnel	05M	LMA	\$3,689.20
			6828052	CV Warren City Health District Wages for Medical Personnel	05M	LMA	\$2,728.00
			6831162	CV Warren City Health District Wages for Medical Personnel	05M	LMA	\$1,386.00
			6849520	CV Warren City Health District Wages for Medical Personnel	05M	LMA	\$792.00
			6850032	CV Warren City Health District Wages for Medical Personnel	05M	LMA	\$1,210.00
		3666	6445144	CV SCOPE INC of Trumbull County	05A	LMC	\$2,175.79
		3668	6464707	CV Coleman Professional Services	05Z	LMC	\$47,377.28
		3669	6492812	CV Family & Community Services Inc	05G	LMC	\$9,212.04
		3712	6551366	CV Community Legal Aid Services	05K	LMC	\$1,943.19
			6579367	CV Community Legal Aid Services	05K	LMC	\$1,760.90
			6607139	CV Community Legal Aid Services	05K	LMC	\$11,008.76
			6651182	CV Community Legal Aid Services	05K	LMC	\$5,592.63
			6681168	CV Community Legal Aid Services	05K	LMC	\$16,366.04
			6683699	CV Community Legal Aid Services	05K	LMC	\$728.41
			6686766	CV Community Legal Aid Services	05K	LMC	\$180.01
			6696976	CV Community Legal Aid Services	05K	LMC	\$1,598.60
			6704067	CV Community Legal Aid Services	05K	LMC	\$141.06
			6716577	CV Community Legal Aid Services	05K	LMC	\$470.39
			6737911	CV Community Legal Aid Services	05K	LMC	\$213.00
			6739953	CV Community Legal Aid Services	05K	LMC	\$162.15
			6750587	CV Community Legal Aid Services	05K	LMC	\$4,059.39
			6756464	CV Community Legal Aid Services	05K	LMC	\$4,892.19

Plan Year	IDIS Project	IDIS Activity	Voucher Number	Activity Name	Matrix Code	National Objective	Drawn Amount
2020	9	3712	6781198	CV Community Legal Aid Services	05K	LMC	\$944.30
			6783447	CV Community Legal Aid Services	05K	LMC	\$437.83
			6793868	CV Community Legal Aid Services	05K	LMC	\$171.84
			6807491	CV Community Legal Aid Services	05K	LMC	\$319.07
			6817400	CV Community Legal Aid Services	05K	LMC	\$350.99
			6827935	CV Community Legal Aid Services	05K	LMC	\$2,063.86
			6840301	CV Community Legal Aid Services	05K	LMC	\$866.07
			6849557	CV Community Legal Aid Services	05K	LMC	\$1,496.17
		3713	6615259	CV Coleman Professional Services	05Z	LMC	\$42,475.00
		3727	6581118	CV Trumbull Mobile Meals	05A	LMC	\$4,006.75
			6607544	CV Trumbull Mobile Meals	05A	LMC	\$2,914.00
			6615259	CV Trumbull Mobile Meals	05A	LMC	\$4,665.50
			6627900	CV Trumbull Mobile Meals	05A	LMC	\$2,627.25
			6651182	CV Trumbull Mobile Meals	05A	LMC	\$786.50
		3786	6750587	CV Coleman Professional Services 2023	05Z	LMC	\$4,163.17
			6756464	CV Coleman Professional Services 2023	05Z	LMC	\$4,166.18
			6777678	CV Coleman Professional Services 2023	05Z	LMC	\$7,500.74
			6801773	CV Coleman Professional Services 2023	05Z	LMC	\$9,778.96
			6823246	CV Coleman Professional Services 2023	05Z	LMC	\$3,156.64
			6837795	CV Coleman Professional Services 2023	05Z	LMC	\$44,428.24
		3789	6783535	CV Warren City Health District Equipment Purchases	05M	LMA	\$13,638.00
			6790678	CV Warren City Health District Equipment Purchases	05M	LMA	\$593.70
			6800586	CV Warren City Health District Equipment Purchases	05M	LMA	\$7,204.00
			6810121	CV Warren City Health District Equipment Purchases	05M	LMA	\$2,998.00
			6849563	CV Warren City Health District Equipment Purchases	05M	LMA	\$2,365.00
<b>Total</b>							<b>\$610,005.15</b>

**LINE 16 DETAIL: ACTIVITIES INCLUDED IN THE COMPUTATION OF LINE 16**

Plan Year	IDIS Project	IDIS Activity	Voucher Number	Activity Name	Matrix Code	National Objective	Drawn Amount
2020	9	3191	6474346	CV Warren City Health District Wages for Medical Personnel	05M	LMA	\$8,343.50
			6481936	CV Warren City Health District Wages for Medical Personnel	05M	LMA	\$10,054.00
			6492497	CV Warren City Health District Wages for Medical Personnel	05M	LMA	\$8,943.00
			6508701	CV Warren City Health District Wages for Medical Personnel	05M	LMA	\$7,546.00
			6518592	CV Warren City Health District Wages for Medical Personnel	05M	LMA	\$7,447.00
			6530003	CV Warren City Health District Wages for Medical Personnel	05M	LMA	\$6,561.50
			6547110	CV Warren City Health District Wages for Medical Personnel	05M	LMA	\$5,291.00
			6553507	CV Warren City Health District Wages for Medical Personnel	05M	LMA	\$10,538.00
			6565605	CV Warren City Health District Wages for Medical Personnel	05M	LMA	\$8,805.50
			6574306	CV Warren City Health District Wages for Medical Personnel	05M	LMA	\$14,665.00
			6601785	CV Warren City Health District Wages for Medical Personnel	05M	LMA	\$21,133.00
			6627864	CV Warren City Health District Wages for Medical Personnel	05M	LMA	\$4,301.00
			6631258	CV Warren City Health District Wages for Medical Personnel	05M	LMA	\$2,750.00
			6633414	CV Warren City Health District Wages for Medical Personnel	05M	LMA	\$2,739.00
			6650134	CV Warren City Health District Wages for Medical Personnel	05M	LMA	\$3,256.00
			6675308	CV Warren City Health District Wages for Medical Personnel	05M	LMA	\$4,037.00
			6699259	CV Warren City Health District Wages for Medical Personnel	05M	LMA	\$19,872.50
			6701408	CV Warren City Health District Wages for Medical Personnel	05M	LMA	\$18,964.50
			6717444	CV Warren City Health District Wages for Medical Personnel	05M	LMA	\$13,016.50
			6736327	CV Warren City Health District Wages for Medical Personnel	05M	LMA	\$4,796.00
			6736905	CV Warren City Health District Wages for Medical Personnel	05M	LMA	\$4,647.50
			6749712	CV Warren City Health District Wages for Medical Personnel	05M	LMA	\$5,016.00
			6762774	CV Warren City Health District Wages for Medical Personnel	05M	LMA	\$4,206.20
			6767047	CV Warren City Health District Wages for Medical Personnel	05M	LMA	\$4,607.25
			6780007	CV Warren City Health District Wages for Medical Personnel	05M	LMA	\$4,191.00
			6793433	CV Warren City Health District Wages for Medical Personnel	05M	LMA	\$4,685.95
			6806484	CV Warren City Health District Wages for Medical Personnel	05M	LMA	\$4,323.00
			6821263	CV Warren City Health District Wages for Medical Personnel	05M	LMA	\$3,689.20
			6828052	CV Warren City Health District Wages for Medical Personnel	05M	LMA	\$2,728.00

	Office of Community Planning and Development	DATE:	01-09-24
	U.S. Department of Housing and Urban Development	TIME:	12:21
	Integrated Disbursement and Information System	PAGE:	5
	PR26 - CDBG-CV Financial Summary Report		
WARREN , OH			

Plan Year	IDIS Project	IDIS Activity	Voucher Number	Activity Name	Matrix Code	National Objective	Drawn Amount
2020	9	3191	6831162	CV Warren City Health District Wages for Medical Personnel	05M	LMA	\$1,386.00
			6849520	CV Warren City Health District Wages for Medical Personnel	05M	LMA	\$792.00
			6850032	CV Warren City Health District Wages for Medical Personnel	05M	LMA	\$1,210.00
		3666	6445144	CV SCOPE INC of Trumbull County	05A	LMC	\$2,175.79
		3668	6464707	CV Coleman Professional Services	05Z	LMC	\$47,377.28
		3669	6492812	CV Family & Community Services Inc	05G	LMC	\$9,212.04
		3712	6551366	CV Community Legal Aid Services	05K	LMC	\$1,943.19
			6579367	CV Community Legal Aid Services	05K	LMC	\$1,760.90
			6607139	CV Community Legal Aid Services	05K	LMC	\$11,008.76
			6651182	CV Community Legal Aid Services	05K	LMC	\$5,592.63
			6681168	CV Community Legal Aid Services	05K	LMC	\$16,366.04
			6683699	CV Community Legal Aid Services	05K	LMC	\$728.41
			6686766	CV Community Legal Aid Services	05K	LMC	\$180.01
			6696976	CV Community Legal Aid Services	05K	LMC	\$1,598.60
			6704067	CV Community Legal Aid Services	05K	LMC	\$141.06
			6716577	CV Community Legal Aid Services	05K	LMC	\$470.39
			6737911	CV Community Legal Aid Services	05K	LMC	\$213.00
			6739953	CV Community Legal Aid Services	05K	LMC	\$162.15
			6750587	CV Community Legal Aid Services	05K	LMC	\$4,059.39
			6756464	CV Community Legal Aid Services	05K	LMC	\$4,892.19
			6781198	CV Community Legal Aid Services	05K	LMC	\$944.30
			6783447	CV Community Legal Aid Services	05K	LMC	\$437.83
			6793868	CV Community Legal Aid Services	05K	LMC	\$171.84
			6807491	CV Community Legal Aid Services	05K	LMC	\$319.07
			6817400	CV Community Legal Aid Services	05K	LMC	\$350.99
			6827935	CV Community Legal Aid Services	05K	LMC	\$2,063.86
			6840301	CV Community Legal Aid Services	05K	LMC	\$866.07
			6849557	CV Community Legal Aid Services	05K	LMC	\$1,496.17
		3713	6615259	CV Coleman Professional Services	05Z	LMC	\$42,475.00
		3727	6581118	CV Trumbull Mobile Meals	05A	LMC	\$4,006.75
			6607544	CV Trumbull Mobile Meals	05A	LMC	\$2,914.00
			6615259	CV Trumbull Mobile Meals	05A	LMC	\$4,665.50
			6627900	CV Trumbull Mobile Meals	05A	LMC	\$2,627.25
			6651182	CV Trumbull Mobile Meals	05A	LMC	\$786.50
		3786	6750587	CV Coleman Professional Services 2023	05Z	LMC	\$4,163.17
			6756464	CV Coleman Professional Services 2023	05Z	LMC	\$4,166.18
			6777678	CV Coleman Professional Services 2023	05Z	LMC	\$7,500.74
			6801773	CV Coleman Professional Services 2023	05Z	LMC	\$9,778.96
			6823246	CV Coleman Professional Services 2023	05Z	LMC	\$3,156.64
			6837795	CV Coleman Professional Services 2023	05Z	LMC	\$44,428.24
		3789	6783535	CV Warren City Health District Equipment Purchases	05M	LMA	\$13,638.00
			6790678	CV Warren City Health District Equipment Purchases	05M	LMA	\$593.70
			6800586	CV Warren City Health District Equipment Purchases	05M	LMA	\$7,204.00
			6810121	CV Warren City Health District Equipment Purchases	05M	LMA	\$2,998.00
			6849563	CV Warren City Health District Equipment Purchases	05M	LMA	\$2,365.00
<b>Total</b>							<b>\$496,541.69</b>

**LINE 19 DETAIL: ACTIVITIES INCLUDED IN THE COMPUTATION OF LINE 19**

Plan Year	IDIS Project	IDIS Activity	Voucher Number	Activity Name	Matrix Code	National Objective	Drawn Amount
2020	7	3607	6399411	2020 CV Program Administration	21A		\$5,142.94
			6400002	2020 CV Program Administration	21A		\$10,165.74
			6434865	2020 CV Program Administration	21A		\$1,822.18
			6441209	2020 CV Program Administration	21A		\$1,505.58
			6443745	2020 CV Program Administration	21A		\$1,931.48
			6445189	2020 CV Program Administration	21A		\$29,757.82
			6445951	2020 CV Program Administration	21A		\$1,295.16
			6460910	2020 CV Program Administration	21A		\$2,362.68
			6464684	2020 CV Program Administration	21A		\$1,692.76

Plan Year	IDIS Project	IDIS Activity	Voucher Number	Activity Name	Matrix Code	National Objective	Drawn Amount
2020	7	3607	6465464	2020 CV Program Administration	21A		\$1,873.60
			6474383	2020 CV Program Administration	21A		\$1,566.30
			6478022	2020 CV Program Administration	21A		\$2,195.80
			6484465	2020 CV Program Administration	21A		\$2,002.48
			6490238	2020 CV Program Administration	21A		\$2,294.88
			6494265	2020 CV Program Administration	21A		\$1,908.24
			6501677	2020 CV Program Administration	21A		\$1,231.62
			6512091	2020 CV Program Administration	21A		\$2,698.84
			6524427	2020 CV Program Administration	21A		\$3,306.18
			6535312	2020 CV Program Administration	21A		\$998.82
			6547353	2020 CV Program Administration	21A		\$1,050.96
			6547621	2020 CV Program Administration	21A		\$1,472.06
			6551303	2020 CV Program Administration	21A		\$1,613.54
			6558171	2020 CV Program Administration	21A		\$983.98
			6559386	2020 CV Program Administration	21A		\$1,700.44
			6566944	2020 CV Program Administration	21A		\$1,598.70
			6571872	2020 CV Program Administration	21A		\$1,903.52
			6579368	2020 CV Program Administration	21A		\$2,971.86
			6581093	2020 CV Program Administration	21A		\$1,003.90
			6604167	2020 CV Program Administration	21A		\$5,223.82
			6611464	2020 CV Program Administration	21A		\$1,371.65
			6614764	2020 CV Program Administration	21A		\$1,306.38
			6627883	2020 CV Program Administration	21A		\$2,677.08
			6634838	2020 CV Program Administration	21A		\$1,002.28
			6651181	2020 CV Program Administration	21A		\$5,619.88
			6660299	2020 CV Program Administration	21A		\$2,366.77
			6663635	2020 CV Program Administration	21A		\$604.44
			6671095	2020 CV Program Administration	21A		\$391.33
			6675456	2020 CV Program Administration	21A		\$589.73
			6679725	2020 CV Program Administration	21A		\$362.21
			6685340	2020 CV Program Administration	21A		\$227.92
			6689336	2020 CV Program Administration	21A		\$178.27
			6696151	2020 CV Program Administration	21A		\$376.87
			6700853	2020 CV Program Administration	21A		\$499.24
			6704562	2020 CV Program Administration	21A		\$395.05
			6709466	2020 CV Program Administration	21A		\$185.31
			6713430	2020 CV Program Administration	21A		\$100.67
			6717612	2020 CV Program Administration	21A		\$270.93
			6737915	2020 CV Program Administration	21A		\$1,709.67
			6738993	2020 CV Program Administration	21A		\$1,362.12
			6742517	2020 CV Program Administration	21A		\$515.37
			6749420	2020 CV Program Administration	21A		\$329.13
			6755038	2020 CV Program Administration	21A		\$519.71
			6756462	2020 CV Program Administration	21A		\$500.00
			6760050	2020 CV Program Administration	21A		\$491.23
			6765698	2020 CV Program Administration	21A		\$2,187.09
			6770852	2020 CV Program Administration	21A		\$829.42
			6777570	2020 CV Program Administration	21A		\$738.13
			6781131	2020 CV Program Administration	21A		\$542.16
			6786617	2020 CV Program Administration	21A		\$1,085.42
			6788044	2020 CV Program Administration	21A		\$7,787.91
			6791539	2020 CV Program Administration	21A		\$1,012.50
			6797458	2020 CV Program Administration	21A		\$1,170.22
			6802338	2020 CV Program Administration	21A		\$1,074.30
			6808132	2020 CV Program Administration	21A		\$1,356.88
			6812541	2020 CV Program Administration	21A		\$1,172.72
			6819515	2020 CV Program Administration	21A		\$1,911.18
			6820756	2020 CV Program Administration	21A		\$2,207.89
			6821457	2020 CV Program Administration	21A		\$3,515.81
			6825207	2020 CV Program Administration	21A		\$1,321.91
			6828390	2020 CV Program Administration	21A		\$1,143.44

Plan Year	IDIS Project	IDIS Activity	Voucher Number	Activity Name	Matrix Code	National Objective	Drawn Amount
2020	7	3607	6833838	2020 CV Program Administration	21A		\$1,318.65
			6837812	2020 CV Program Administration	21A		\$1,344.77
			6842301	2020 CV Program Administration	21A		\$1,434.45
			6847493	2020 CV Program Administration	21A		\$1,252.73
			6851403	2020 CV Program Administration	21A		\$1,106.54
<b>Total</b>							<b>\$154,743.24</b>



## HOME Match Report

U.S. Department of Housing and Urban Development  
Office of Community Planning and Development

OMB Approval No. 2506-0171  
(exp. 12/31/2012)

[illegible]



Public reporting burden for this collection of information is estimated to average 45 minutes per response, including the time for reviewing instructions, searching existing data sources, gathering and maintaining the data needed, and completing and reviewing the collection of information. This agency may not conduct or sponsor, and a person is not required to respond to, a collection of information unless that collection displays a valid OMB control number.

The HOME statute imposes a significant number of data collection and reporting requirements. This includes information on assisted properties, on the owners or tenants of the properties, and on other programmatic areas. The information will be used: 1) to assist HOME participants in managing their programs; 2) to track performance of participants in meeting fund commitment and expenditure deadlines; 3) to permit HUD to determine whether each participant meets the HOME statutory income targeting and affordability requirements; and 4) to permit HUD to determine compliance with other statutory and regulatory program requirements. This data collection is authorized under Title II of the Cranston-Gonzalez National Affordable Housing Act or related authorities. Access to Federal grant funds is contingent on the reporting of certain project-specific data elements. Records of information collected will be maintained by the recipients of the assistance. Information on activities and expenditures of grant funds is public information and is generally available for disclosure. Recipients are responsible for ensuring confidentiality when public disclosure is not required.

## Instructions for the HOME Match Report

### Applicability:

The HOME Match Report is part of the HOME APR and must be filled out by every participating jurisdiction that incurred a match liability. Match liability occurs when FY 1993 funds (or subsequent year funds) are drawn down from the U.S. Treasury for HOME projects. A Participating Jurisdiction (PJ) may start counting match contributions as of the beginning of Federal Fiscal Year 1993 (October 1, 1992). A jurisdiction not required to submit this report, either because it did not incur any match or because it had a full match reduction, may submit a HOME Match Report if it wishes. The match would count as excess match that is carried over to subsequent years. The match reported on this form must have been contributed during the reporting period (between October 1 and September 30).

### Timing:

This form is to be submitted as part of the HOME APR on or before December 31. The original is sent to the HUD Field Office. One copy is sent to the

Office of Affordable Housing Programs, CGHF  
Room 7176, HUD, 451 7th Street, S.W.  
Washington, D.C. 20410.

The participating jurisdiction also keeps a copy.

### Instructions for Part II:

1. **Excess match from prior Federal fiscal year:** Excess match carried over from prior Federal fiscal year.
2. **Match contributed during current Federal fiscal year:** The total amount of match contributions for all projects listed under Part III in column 9 for the Federal fiscal year.

3. **Total match available for current Federal fiscal year:** The sum of excess match carried over from the prior Federal fiscal year (Part II, line 1) and the total match contribution for the current Federal fiscal year (Part II, line 2). This sum is the total match available for the Federal fiscal year.
4. **Match liability for current Federal fiscal year:** The amount of match liability is available from HUD and is provided periodically to PJs. The match must be provided in the current year. The amount of match that must be provided is based on the amount of HOME funds drawn from the U.S. Treasury for HOME projects. The amount of match required equals 25% of the amount drawn down for HOME projects during the Federal fiscal year. Excess match may be carried over and used to meet match liability for subsequent years (see Part II line 5). Funds drawn down for administrative costs, CHDO operating expenses, and CHDO capacity building do not have to be matched. Funds drawn down for CHDO seed money and/or technical assistance loans do not have to be matched if the project does not go forward. A jurisdiction is allowed to get a partial reduction (50%) of match if it meets one of two statutory distress criteria, indicating "fiscal distress," or else a full reduction (100%) of match if it meets both criteria, indicating "severe fiscal distress." The two criteria are poverty rate (must be equal to or greater than 125% of the average national family poverty rate to qualify for a reduction) and per capita income (must be less than 75% of the national average per capita income to qualify for a reduction). In addition, a jurisdiction can get a full reduction if it is declared a disaster area under the Robert T. Stafford Disaster Relief and Emergency Act.

5. **Excess match carried over to next Federal fiscal year:** The total match available for the current Federal fiscal year (Part II, line 3) minus the match liability for the current Federal fiscal year (Part II, line 4). Excess match may be carried over and applied to future HOME project match liability.

### Instructions for Part III:

1. **Project No. or Other ID:** "Project number" is assigned by the C/MI System when the PJ makes a project setup call. These projects involve at least some Treasury funds. If the HOME project does not involve Treasury funds, it must be identified with "other ID" as follows: the fiscal year (last two digits only), followed by a number (starting from "01" for the first non-Treasury-funded project of the fiscal year), and then at least one of the following abbreviations: "SF" for project using shortfall funds, "PI" for projects using program income, and "NON" for non-HOME-assisted affordable housing. Example: 93.01.SF, 93.02.PI, 93.03.NON, etc.

Shortfall funds are non-HOME funds used to make up the difference between the participation threshold and the amount of HOME funds allocated to the PJ; the participation threshold requirement applies only in the PJ's first year of eligibility. [§92.102]

Program income (also called "repayment income") is any return on the investment of HOME funds. This income must be deposited in the jurisdiction's HOME account to be used for HOME projects. [§92.503(b)]

Non-HOME-assisted affordable housing is investment in housing not assisted by HOME funds that would qualify as “affordable housing” under the HOME Program definitions. “NON” funds must be contributed to a specific project; it is not sufficient to make a contribution to an entity engaged in developing affordable housing. [§92.219(b)]

2. **Date of Contribution:** Enter the date of contribution. Multiple entries may be made on a single line as long as the contributions were made during the current fiscal year. In such cases, if the contributions were made at different dates during the year, enter the date of the last contribution.
3. **Cash:** Cash contributions from non-Federal resources. This means the funds are contributed permanently to the HOME Program regardless of the form of investment the jurisdiction provides to a project. Therefore all repayment, interest, or other return on investment of the contribution must be deposited in the PJ’s HOME account to be used for HOME projects. The PJ, non-Federal public entities (State/local governments), private entities, and individuals can make contributions. The grant equivalent of a below-market interest rate loan to the project is eligible when the loan is not repayable to the PJ’s HOME account. [§92.220(a)(1)] In addition, a cash contribution can count as match if it is used for eligible costs defined under §92.206 (except administrative costs and CHDO operating expenses) or under §92.209, or for the following non-eligible costs: the value of non-Federal funds used to remove and relocate ECHO units to accommodate eligible tenants, a project reserve account for replacements, a project reserve account for unanticipated increases in operating costs, operating subsidies, or costs relating to the portion of a mixed-income or mixed-use project not related to the affordable housing units. [§92.219(c)]
4. **Foregone Taxes, Fees, Charges:** Taxes, fees, and charges that are normally and customarily charged but have been waived, foregone, or deferred in a manner that achieves affordability of the HOME-assisted housing. This includes State tax credits for low-income housing development. The amount of real estate taxes may be based on the

post-improvement property value. For those taxes, fees, or charges given for future years, the value is the present discounted cash value. [§92.220(a)(2)]

5. **Appraised Land/Real Property:** The appraised value, before the HOME assistance is provided and minus any debt burden, lien, or other encumbrance, of land or other real property, not acquired with Federal resources. The appraisal must be made by an independent, certified appraiser. [§92.220(a)(3)]
6. **Required Infrastructure:** The cost of investment, not made with Federal resources, in on-site and off-site infrastructure directly required for HOME-assisted affordable housing. The infrastructure must have been completed no earlier than 12 months before HOME funds were committed. [§92.220(a)(4)]
7. **Site preparation, Construction materials, Donated labor:** The reasonable value of any site-preparation and construction materials, not acquired with Federal resources, and any donated or voluntary labor (see §92.354(b)) in connection with the site-preparation for, or construction or rehabilitation of, affordable housing. The value of site-preparation and construction materials is determined in accordance with the PJ’s cost estimate procedures. The value of donated or voluntary labor is determined by a single rate (“labor rate”) to be published annually in the Notice Of Funding Availability (NOFA) for the HOME Program. [§92.220(6)]
8. **Bond Financing:** Multifamily and single-family project bond financing must be validly issued by a State or local government (or an agency, instrumentality, or political subdivision thereof). 50% of a loan from bond proceeds made to a multifamily affordable housing project owner can count as match. 25% of a loan from bond proceeds made to a single-family affordable housing project owner can count as match. Loans from all bond proceeds, including excess bond match from prior years, may not exceed 25% of a PJ’s total annual match contribution. [§92.220(a)(5)] The amount in excess of the 25% cap for bonds may carry over, and the excess will count as part of the statutory limit of up to 25% per year. Requirements regarding

bond financing as an eligible source of match will be available upon publication of the implementing regulation early in FY 1994.

9. **Total Match:** Total of items 3 through 8. This is the total match contribution for each project identified in item 1.

**Ineligible forms of match include:**

1. Contributions made with or derived from Federal resources e.g. CDBG funds [§92.220(b)(1)]
2. Interest rate subsidy attributable to the Federal tax-exemption on financing or the value attributable to Federal tax credits [§92.220(b)(2)]
3. Contributions from builders, contractors or investors, including owner equity, involved with HOME-assisted projects. [§92.220(b)(3)]
4. Sweat equity [§92.220(b)(4)]
5. Contributions from applicants/recipients of HOME assistance [§92.220(b)(5)]
6. Fees/charges that are associated with the HOME Program only, rather than normally and customarily charged on all transactions or projects [§92.220(a)(2)]
7. Administrative costs

# Fair Housing Documentation

## Action Plan to Address Impediments to Fair Housing from

January 1, 2024 – December 31, 2025

### **Education**

Action Step: The City of Warren & Trumbull County shall implement the standard Fair Housing Program including, but not limited to, education and outreach activities.

### **NIMBY**

Action Step: City of Warren and Trumbull County will continue to work collaboratively with developers, the local CHDO, and the local Metropolitan Housing Authority in order gather information on proposed developments in an effort to plan ahead for any opposition that may be expected.

### **Affordability**

Action Step: The Fair Housing Consortium shall continue to work with the local CHDO, TMHA, and the TCHC in order to promote and expand Affordable Housing projects for the protected classes in Trumbull County.

### **Accessibility**

Action Step: The Fair Housing Consortium shall distribute educational materials at each training and workshop on Accessibility and Fair Housing Law.

Action Step: The City of Warren and Trumbull County shall continue to work with a representative from the Western Reserve Independent Living Center in order to promote accessibility and address any deficiencies that may exist.

Action Step: The City of Warren and Trumbull County shall work toward increasing accessibility of county and city web pages for LEP and disabled persons.

### **Data Collection**

Action Step: The City of Warren will work with Trumbull County to collect and analyze CRA and HMDA data.

**TRUMBULL FAIR HOUSING TRAININGS 2023**

<b>Target Population or Target Area</b>	<b>Training Location</b>	<b>Description of Training</b>	<b>Actual Date &amp; Time</b>
City of Girard – Target Population/Area	Girard Multi-Generational Center 443 Trumbull Avenue Girard, OH 44420	Fair Housing Rights and Complaint Process	Q1 – March 27, 2023 @ 9:00am
Mahoning Valley Real Estate Investors (MVREI) – organization/civic group/school requirement	Perkins Restaurant & Bakery 5550 Patriot Blvd. Austintown, OH 44515	Landlords Responsibilities and Tenants Rights related to the Fair Housing Act	Q2 – April 10, 2023 @ 6:00pm
General Population	Eastwood Event Center 5555 Youngstown Warren Rd. Niles, Ohio 44446	Eviction Prevention Summit/Landlords Responsibilities and Tenants Rights related to the Fair Housing Act	Q2 - April 20, 2023 @ 8:00am-4:00pm
Trumbull County Housing Collaborative-CHIP requirement (aka Continuum of Care)	Trumbull County Housing Collaborative Meeting @ YWCA Warren 375 N. Park Ave. Warren, OH 44481	Fair Housing Rights and Complaint Process	Q3 - July 11, 2023 @ 2:00pm
Trumbull County Fairgrounds-CHIP requirement-General Population	Trumbull County Fairgrounds 899 Everett Hull Rd. Cortland, OH 44410	Fair Housing Rights and Complaint Process	Q3 - July 12, 2023 @ 1:00pm
Trumbull Metropolitan Housing Authority- organization/civic group/school requirement	Trumbull Metropolitan Housing Authority 4076 Youngstown Rd. SE Warren, OH 44484	Fair Housing Rights and Complaint Process	Q3 – July 25, 2023 @ 10:00am
General Population	J.V. Johnson Community Center 800 Gillmer Rd., Leavittsburg, OH 44430	Fair Housing Rights and Complaint Process	Q3 - September 26, 2023 @ 6:00pm
Warren City Schools - organization/civic group/school requirement	Warren City Schools Admin. Building Virtual Meeting ID: 828 6388 5734 Passcode: 858883	Fair Housing Rights and Complaint Process	Q4 – October 24, 2023 @ 10:00am
Elderly and Disabled-CHIP requirement	Girard Multi-Generational Center 443 Trumbull Avenue Girard, OH 44420	Fair Housing Rights and Complaint Process for Elderly and Disabled Populations	Q4 – November 3, 2023 @ 9:00am

**Community Development Program Fair Housing Training Plan 2024**

<b>Target Population or Target Area</b>	<b>Training Location</b>	<b>Description of Training</b>	<b>Actual Date &amp; Time</b>
City of Girard – Target Population/Area	Girard Multi-Generational Center 443 Trumbull Avenue Girard, OH 44420	Fair Housing Right and Complaint Process	Q1 – March 5, 2024 @ 9:00am
Mahoning Valley Real Estate Investors (MVREI) – Organization requirement	Location TBD	Landlords Responsibilities & Tenant Rights Related to the Fair Housing Act	Q2 – April 8, 2024 @ 6:00pm
Limited Clientele (Elderly and Disabled)	Warren SCOPE YWCA 375 N Park Avenue Warren, Ohio 44481	Fair Housing Rights and Complaint Process for Elderly and Disabled Populations	Q2– May 21, 2024 @ 1:00pm
Limited Clientele (Homeless)	Trumbull County Housing Collaborative Meeting held at: YWCA 375 N. Park Ave. Warren, OH 44481	Overview of Federal, State & Local Fair Housing Laws	Q3- July 9, 2022 @ 2:00pm
General Population	Trumbull County Fairgrounds 899 Everett Hull Road Cortland, Ohio 44410  On the Historical Stage	Fair Housing Rights and Complaint Process	Q3 – July 11, 2024 @ 10:00am
Trumbull Metropolitan Housing Authority- Organization Requirement	TMHA 4076 Youngstown Rd SE Warren, Ohio 44484	Overview of Federal, State & Local Fair Housing Laws	Q3 –July 24, 2024 @ 10:00am
Howland Township-Target Population/Area	Howland SCOPE 8273 High Street Warren, Ohio 44484	Fair Housing Rights and Complaint Process	Q3 – September 10, 2024 @ 10:00am
Warren City Schools- Organization/School Requirement	Warren City Schools 105 High Street Warren, Ohio 44481	Overview of Federal, State. & Local Fair Housing Laws	Q4- TBD (sometime in October)
Limited Clientele (Elderly and Disabled) in Target Population Area	Girard Multi-Generational Center 443 Trumbull Avenue Girard, Ohio 44420	Fair Housing Rights and Complaint Process for Elderly and Disabled Populations	Q4- October 15, 2024 @ 9:00am

Fair Housing Outreach Program

Agency, Organization, or Public Event	List of Materials to be Distributed	AI <sup>1</sup>	# to be distributed per Quarter	Approximate Dates of Distribution							
				1 <sup>st</sup> Qtr.	2 <sup>nd</sup> Qtr.	3 <sup>rd</sup> Qtr.	4 <sup>th</sup> Qtr.	5 <sup>th</sup> Qtr.	6 <sup>th</sup> Qtr.	7 <sup>th</sup> Qtr.	8 <sup>th</sup> Qtr.
Apprisen	Fair Housing "It's Your Right" & "Ohio Fair Housing Law brochures	[X]	50 of each brochure	1/1/24	4/1/24	7/1/24	10/1/24	1/1/25	4/1/25	7/1/25	10/1/25
Beatitude House	Fair Housing "It's Your Right" & "Ohio Fair Housing Law brochures	[X]	50 of each brochure	1/1/24	4/1/24	7/1/24	10/1/24	1/1/25	4/1/25	7/1/25	10/1/25
Catholic Charities Regional Agency	Fair Housing "It's Your Right" & "Ohio Fair Housing Law brochures	[X]	50 of each brochure	1/1/24	4/1/24	7/1/24	10/1/24	1/1/25	4/1/25	7/1/25	10/1/25
Coleman Behavioral Health	Fair Housing "It's Your Right" & "Ohio Fair Housing Law brochures	[X]	50 of each brochure	1 /1/24	4/1/24	7/1/24	10/1/24	1/1/25	4/1/25	7/1/25	10/1/25
Emmanuel Community Care Center	Fair Housing "It's Your Right" & "Ohio Fair Housing Law brochures	[X]	50 of each brochure	1 /1 /24	4/1/24	7/1/24	10/1/24	1/1/25	4/1/25	7/1/25	10/1/25
Someplace Safe	Fair Housing "It's Your Right" & "Ohio Fair Housing Law brochures	[X]	50 of each brochure	1 /1 /24	4/1/24	7/1/24	10/1/24	1/1/25	4/1/25	7/1/25	10/1/25

<sup>1</sup> Outreach to address Analysis of Impediments Issues



Fair Housing Outreach Program

Agency, Organization, or Public Event	List of Materials to be Distributed	AI <sup>1</sup>	# to be distributed per Quarter	Approximate Dates of Distribution							
				1 <sup>st</sup> Qtr.	2 <sup>nd</sup> Qtr.	3 <sup>rd</sup> Qtr.	4 <sup>th</sup> Qtr.	5 <sup>th</sup> Qtr.	6 <sup>th</sup> Qtr.	7 <sup>th</sup> Qtr.	8 <sup>th</sup> Qtr.
Trumbull County Children's Services	Fair Housing "It's Your Right" & "Ohio Fair Housing Law brochures	[X]	50 of each brochure	1 /1 /24	4/1/24	7/1/24	10/1/24	1/1/25	4/1/25	7/1/25	10/1/25
Veteran's Services Office	Fair Housing "It's Your Right" & "Ohio Fair Housing Law brochures	[X]	50 of each brochure	1 /1/24	4/1/24	7/1/24	10/1/24	1/1/25	4/1/25	7/1/25	10/1/25
Valley Counseling	Fair Housing "It's Your Right" & "Ohio Fair Housing Law brochures	[X]	50 of each brochure	1 /1 /24	4/1/24	7/1/24	10/1/24	1/1/25	4/1/25	7/1/25	10/1/25
Warren Family Mission	Fair Housing "It's Your Right" & "Ohio Fair Housing Law brochures	[X]	50 of each brochure	1 /1/24	4/1/24	7/1/24	10/1/24	1/1/25	4/1/25	7/1/25	10/1/25
Trumbull County Fair	Fair Housing "It's Your Right" & "Ohio Fair Housing Law brochures	[X]	250 of each brochure			7/1/24				7/1/25	

<sup>1</sup> Outreach to address Analysis of Impediments Issues